



ARKANSAS RAZORBACKS

1 National Championship » 6 Final Four Appearances » 10 Sweet 16 Appearances » 31 NCAA Tournament Bids

» 2016-17 SCHEDULE »

Overall: 10-1 | SEC: 0-0 | H: 9-0 | A: 0-1 | N: 1-0

NOVEMBER (4-1)

| | | W/L | SCORE |
|----|-------------------|---------------|---------|
| 11 | Fort Wayne | SEC Network + | W 92-83 |
| 14 | Southern Illinois | SEC Network + | W 90-65 |
| 18 | UT Arlington | SEC Network + | W 71-67 |
| 22 | at Minnesota | ESPN3 | L 85-71 |
| 28 | Mount St. Mary's | SEC Network + | W 89-76 |

DECEMBER (6-0)

| | | | |
|----|-------------------|---------------|---------|
| 1 | Stephen F. Austin | SEC Network | W 78-62 |
| 3 | Austin Peay | SEC Network + | W 99-62 |
| 6 | Houston | SEC Network | W 84-72 |
| 10 | North Florida | SEC Network | W 91-76 |
| 17 | Texas* | ESPNU | W 77-74 |
| 20 | North Dakota St. | SEC Network | W 71-55 |
| 22 | Sam Houston St.# | | 7 p.m. |
| 29 | Florida* | SEC Network | 8 p.m. |

JANUARY (0-0)

| | | | |
|----|--------------------|-------------|-----------|
| 3 | at Tennessee* | SEC Network | 5:30 p.m. |
| 7 | at Kentucky* | SEC Network | 7:30 p.m. |
| 10 | Mississippi State* | SEC Network | 8 p.m. |
| 14 | Missouri* | SEC Network | 5 p.m. |
| 17 | at Texas A&M* | SEC Network | 6 p.m. |
| 21 | LSU* | SEC Network | 7:30 p.m. |
| 24 | at Vanderbilt* | SEC Network | 7:30 p.m. |
| 28 | at Oklahoma St.% | ESPNU | 3 p.m. |

FEBRUARY (0-0)

| | | | |
|----|--------------------|-------------|-----------|
| 1 | Alabama* | SEC Network | 6 p.m. |
| 4 | at Missouri* | SEC Network | 5 p.m. |
| 7 | Vanderbilt* | SEC Network | 7:30 p.m. |
| 11 | at LSU* | SEC Network | 7:30 p.m. |
| 15 | at South Carolina* | SEC Network | 5:30 p.m. |
| 18 | Ole Miss* | SEC Network | 5 p.m. |
| 22 | Texas A&M* | SEC Network | 7:30 p.m. |
| 25 | at Auburn* | SEC Network | 7:30 p.m. |

MARCH (0-0)

| | | | |
|------|----------------|------------------|--------|
| 1 | at Florida* | ESPN2 | 6 p.m. |
| 4 | Georgia* | ESPN/2 | 1 p.m. |
| 8-12 | SEC Tournament | Nashville, Tenn. | |

All times Central and subject to change
at Verizon Arena (North Little Rock, Ark.)
^ Lone Star Shootout (Houston, Texas)
% Big12/SEC Challenge
* SEC Game

» THE MATCHUP »

ARKANSAS RAZORBACKS (10-1)

Head Coach: Mike Anderson (Tulsa '82)
Record at Arkansas: 112-65 (6th Season)
Overall Record: 312-163 (15th Season)



VS

SAM HOUSTON STATE BEARKATS (9-3)

Head Coach: Jason Hooten (Tarleton State '93)
Record at SHSU: 107-72 (7th Season)
Overall Record: 107-72 (7th Season)



» #FASTEST40 FACTS »

• Arkansas is off to its best 11-game start in the Mike Anderson era with a 10-1 record.

• The Razorbacks are 3-2 at Verizon Arena under head coach Mike Anderson, including wins in three of the last four visits to the capital city.

• Arkansas' current seven-game winning streak is the fifth such streak under head coach Mike Anderson in the last six years. The program's previous five seven-game winning streaks came during a span of 15 seasons.

• Over the last two contests, Arkansas has combined to go 43-of-47 (.915) from the free throw line, including Saturday's 29-of-31 (.935) performance against Texas, which was the second best percentage in school history with 30-plus attempts. Arkansas went 30-of-32 (.938) against Rice in 1982.

• Arkansas has recorded runs of at least 10-0 on 12 different occasions this year, including a season-high 21-0 run against Austin Peay on Dec. 3. The Razorbacks have multiple 10-0 runs in five of 11 games this year.

• The Razorbacks have held opponents scoreless for three-plus minutes 22 times this year, including at least once in 10 of 11 games this season. Arkansas held UT Arlington scoreless for a season-best 7:11 during the second half, going on a 15-0 run.

• The Razorbacks have pulled down 10-plus offensive rebounds in 12 straight games, the longest streak under Anderson. Arkansas is scoring 16.8 percent of its points on second chance opportunities, good for 13.9 points a game.

» GAMEDAY INFORMATION »

DATE: Thursday, Dec. 22, 2016 | 7 p.m. CT
LOCATION: Verizon Arena (North Little Rock, Ark.)
TV: None
RADIO: Razorback/IMG Sports Network
TALENT: Chuck Barrett (PXP), Matt Zimmerman (Analyst)
STATS: ArkansasRazorbacks.com | StatBroadcast
SERIES RECORD: Arkansas leads, 3-0
NEXT UP: Florida - Thursday, Dec. 29 at 8 p.m.

» #FASTEST40 STARTS »

• The Razorbacks are looking to win 11 of their first 12 games for the third time in the last 13 years and the sixth time since joining the SEC for the 1991-92 season. Arkansas has started at least 11-1 in 10 of the last 42 years dating back to the start of the Eddie Sutton era in 1974-75.

• In those 10 times starting at least 11-1 since the beginning of Eddie Sutton's tenure, Arkansas has made eight NCAA Tournament appearances, six Sweet Sixteen's, four Elite Eight's, three Final Four's, two Championship Games and captured one National Title.



DARYL
#MACONBUCKETS »



» HOW THEY COMPARE » BY THE NUMBERS »

| | | | | | | | | | | | | |
|--|--------|------|------|--------|---------|--------|--------|-----------------|-------------|--------------|----------------|--------------|
| | 83.0 | .463 | .367 | 39.1 | 17.0 | 5.5 | 8.5 | 70.6 | .411 | .346 | +5.8 | 1.3 |
| | ≈ | | ≈ | ≈ | ≈ | ≈ | ≈ | ≈ | ≈ | ≈ | ≈ | ≈ |
| | POINTS | FG% | 3FG% | BOARDS | ASSISTS | BLOCKS | STEALS | SCORING DEFENSE | FG% DEFENSE | 3FG% DEFENSE | REBOUND MARGIN | AST-TO RATIO |
| | ≈ | ≈ | ≈ | ≈ | ≈ | ≈ | ≈ | ≈ | ≈ | ≈ | ≈ | ≈ |
| | 81.5 | .473 | .336 | 38.6 | 16.6 | 2.3 | 7.8 | 72.4 | .413 | .336 | +4.8 | 1.2 |

#FASTEST40



NUMERICAL ROSTER »

| No. | Name | Pos. | Ht. | Wt. | Yr. | Hometown/High School/Last School |
|-----|-----------------|------|------|------|-------|---|
| 0 | Jaylen Barford | G | 6-3 | 202 | Jr. | Jackson, Tenn. / Motlow State CC |
| 1 | Trey Thompson | F | 6-9 | 265 | Jr. | Madison, Ark. / Forrest City HS |
| 2 | Adrio Bailey | F | 6-6 | 204 | Fr. | Campti, La. / Lakeview HS |
| 3 | Dusty Hannahs | G | 6-3 | 203 | Sr. | Little Rock, Ark. / Pulaski Academy / Texas Tech |
| 4 | Daryl Macon | G | 6-3 | 185 | Jr. | Little Rock, Ark. / Parkview HS / Holmes CC |
| 5 | Arlando Cook | F | 6-8 | 215 | Jr. | St. Louis, Mo. / Madison Prep / Connors State College |
| 11 | RJ Glasper | G | 5-10 | 168 | Fr. | Forrest City, Ark. / Forrest City HS |
| 12 | Brachen Hazen | F | 6-8 | 195 | Fr. | Fort Wayne, Ind. / Columbia City HS |
| 13 | Dustin Thomas | F | 6-8 | 225 | R-Jr. | Texarkana, Texas / Pleasant Grove HS / Colorado |
| 15 | Jonathan Holmes | G | Fr. | 5-10 | 190 | Columbia, Ill./Columbia HS |
| 21 | Manuale Watkins | G | 6-3 | 222 | Sr. | Fayetteville, Ark./Fayetteville HS |
| 23 | C.J. Jones | G | 6-5 | 175 | Fr. | Birmingham, Ala. / Central Park Christian |
| 31 | Anton Beard | G | 6-0 | 198 | Jr. | N. Little Rock, Ark./North Little Rock HS |
| 33 | Moses Kingsley | F | 6-10 | 230 | Sr. | Abuja, Nigeria/Huntington Prep (W. Va.) |

COACHING STAFF »

| Title | Name | Experience | Alma Mater |
|-----------------------------|----------------|------------|----------------------|
| Head Coach | Mike Anderson | 6th Year | Tulsa, '82 |
| Associate Head Coach | Melvin Watkins | 6th Year | Charlotte, '77 |
| Assistant Coach | TJ Cleveland | 6th Year | Arkansas, '02 |
| Assistant Coach | Scotty Thurman | 1st Year | Philander-Smith, '03 |
| Director of Operations | Matt Zimmerman | 6th Year | Arkansas, '90 |
| Director of S-A Development | Jeff Daniels | 6th Year | Montevallo, '82 |
| Video Coordinator | Will Bartlett | 6th Year | Missouri, '09 |
| Special Assistant to the HC | Lee Mayberry | 3rd Year | Arkansas, '15 |
| Graduate Assistant | Kikko Haydar | 2nd Year | Arkansas, '14 |
| Graduate Assistant | Riley Hall | 2nd Year | Arkansas, '16 |
| Athletic Trainer | Dave England | 33rd Year | Arkansas, '80 |



Jaylen Barford
Jr. | G | 6-3 | 202



Trey Thompson
Jr. | F | 6-9 | 265



Adrio Bailey
Fr. | F | 6-6 | 204



Dusty Hannahs
R-Sr. | G | 6-3 | 210



Daryl Macon
Jr. | G | 6-3 | 185



Arlando Cook
Jr. | F | 6-8 | 215



RJ Glasper
Fr. | G | 5-10 | 168



Brachen Hazen
Fr. | F | 6-8 | 195



Dustin Thomas
R-Jr. | F | 6-8 | 225



Manuale Watkins
Sr. | G | 6-3 | 222



C.J. Jones
Fr. | G | 6-5 | 175



Anton Beard
Jr. | G | 6-0 | 198



Moses Kingsley
Sr. | F | 6-10 | 230



Mike Anderson
Head Coach - 6th Season

A-Z ROSTER »

| No. | Name | Yr. |
|-----|------------------|-------|
| 2 | Bailey, Adrio | Fr. |
| 0 | Barford, Jaylen | Jr. |
| 3 | Beard, Anton | Jr. |
| 5 | Cook, Arlando | Jr. |
| 11 | Glasper, RJ | Fr. |
| 3 | Hannahs, Dusty | Sr. |
| 12 | Hazen, Brachen | Fr. |
| 15 | Jonathan Holmes | Fr. |
| 23 | Jones, C.J. | Fr. |
| 33 | Kingsley, Moses | Sr. |
| 4 | Macon, Daryl | Jr. |
| 1 | Thompson, Trey | Jr. |
| 13 | Thomas, Dustin | R-Jr. |
| 21 | Watkins, Manuale | Sr. |

BY STATE »

| | | |
|--------------------------|------------------|-------|
| Alabama (1) | | |
| 23 | Jones, C.J. | Fr. |
| Arkansas (6) | | |
| 3 | Beard, Anton | Jr. |
| 11 | Glasper, RJ | Fr. |
| 4 | Macon, Daryl | Jr. |
| 3 | Hannahs, Dusty | Sr. |
| 1 | Thompson, Trey | Jr. |
| 21 | Watkins, Manuale | Sr. |
| Illinois (1) | | |
| 15 | Holmes, Jonathan | Fr. |
| Indiana (1) | | |
| 12 | Hazen, Brachen | Fr. |
| International (1) | | |
| 33 | Kingsley, Moses | Sr. |
| Louisiana (1) | | |
| 2 | Bailey, Adrio | Fr. |
| Missouri (1) | | |
| 5 | Cook, Arlando | Jr. |
| Tennessee (1) | | |
| 0 | Barford, Jaylen | Jr. |
| Texas (1) | | |
| 13 | Thomas, Dustin | R-Jr. |

BY CLASS »

| | | |
|---------------------|------------------|-------|
| FRESHMEN (4) | | |
| 2 | Bailey, Adrio | Fr. |
| 11 | Glasper, RJ | Fr. |
| 12 | Hazen, Brachen | Fr. |
| 15 | Holmes, Jonathan | Fr. |
| 23 | Jones, C.J. | Fr. |
| JUNIORS (6) | | |
| 0 | Barford, Jaylen | Jr. |
| 3 | Beard, Anton | Jr. |
| 5 | Cook, Arlando | Jr. |
| 4 | Macon, Daryl | Jr. |
| 1 | Thompson, Trey | Jr. |
| 13 | Thomas, Dustin | R-Jr. |
| SENIORS (3) | | |
| 3 | Hannahs, Dusty | Sr. |
| 33 | Kingsley, Moses | Sr. |
| 21 | Watkins, Manuale | Sr. |

THE PRONUNCIATIONS »

Adrio Bailey: A-Dree-O
Brachen Hazen: Brack-en Haiz-en
Manuale Watkins: Man-YOU-L

THE NON-CON SLATE »

• Arkansas is slated to play 13 non-conference games this year, with eight of those picked to finish in the top three of their respective league standings.

• The Razorbacks defeated the Summit League preseason favorite 92-83 in the season opener and knocked off the Sun Belt favorite 71-67 a week later.

• Arkansas has defeated three top 20 teams in the CollegeInsider.com Mid-Major Top 25 Poll with then No. 5 UT Arlington, No. 15 Fort Wayne and No. 16 Stephen F. Austin.

| Opponent | Conference | Picked |
|--------------------|-------------------|----------|
| Fort Wayne | Summit League | 1st |
| Sam Houston State | Southland | 1st |
| UT Arlington | Sun Belt | 1st |
| North Florida | Atlantic Sun | 2nd |
| Stephen F. Austin | Southland | 2nd |
| Austin Peay | Ohio Valley | 2nd/West |
| Texas | Big 12 | 3rd |
| North Dakota State | Summit League | 3rd |
| Mount Saint Mary's | Northeast | 4th |
| Houston | American Athletic | 4th |
| Southern Illinois | Missouri Valley | 5th |
| Oklahoma State | Big 12 | 7th |
| Minnesota | Big Ten | 12th |

THE ART OF ORGANIZED CHAOS »

• During the Mike Anderson era over the last five-plus years, Arkansas is tied for sixth in the country and ranks second the nation among high major programs in forcing the opponent to 25-plus turnovers in a game. It's happened nine times and the Razorbacks are 9-0 in those contests. During the same span, Arkansas is 27-2 when forcing 20 turnovers in a game, including 1-0 this season.

THE SPLASH ZONE EFFECT »

• Arkansas ranks fifth in the SEC in 3-point field percentage at .367, but has the second fewest attempts in the league at 188, which is 83 fewer than league-leader Auburn.

• The Razorbacks have made at least one 3-pointer in 917 consecutive games dating back to Jan. 7, 1989 against Texas.

CHARITY STRIPE »

• The Razorbacks lead the SEC and rank 7th in the country in free throw percentage at 79.5 percent, averaging 18.7 made free throws per game. Arkansas has made 82.6 percent of its free throws over the last 5 games.

• Dusty Hannahs is shooting 91.1 percent (41-45) from the charity stripe this season, good for 25th in the nation. Hannahs had made 26 straight free throws before missing against Texas.

• Daryl Macon has made 21 straight free throws, including a 14-for-14 performance against Texas.

BUILDING BLOCKS »

• Moses Kingsley is 11th in the country with 2.9 blocks per game this season and has recorded at least one block in 41 of his last 44 contests.

• Has multiple blocks in seven games, and is T-8th in the country with three games of 5+ blocks.

DOUBLE-DOUBLE MOJO »

• Moses Kingsley posted 16 double-doubles last season, the second-most of any returning high-major player in the country. He is currently the SEC's active leader with 19 double-doubles in his career.

TRANSITION GAME ON POINT »

• Arkansas has yet to trail this season in fast break points and holds a commanding 166-61 (+105) edge in the transition game. The Razorbacks have scored 20+ fast break points in 4 of the 11 games this year.

THE MODEL OF EFFICIENCY »

• Of the 942 players in the country with 20-plus assists, Manuale Watkins is 10th in assist/turnover ratio at 4.3. He ranks second in the SEC and sixth among high-major players. He has six turnovers in 243 minutes of action.

THE 90-POINT PLATEAU »

• Arkansas opened the season with consecutive 90-plus point games for the first time in 20 years and just the sixth time in program history. The Razorbacks have scored 90-plus points in four of the first 11 games for the first time since the 2001-02 season.

• In the five previous times Arkansas scored 90-plus points in the first two games, the Razorbacks won an NCAA Tournament game each season, advanced to the Elite 8 three times, lost in the 1990 Final Four and won the 1994 National Championship.

ELITE COMPANY »

• With 10 points and 10 rebounds at Minnesota, Moses Kingsley became the eighth player in program history to reach 800 points, 500 rebounds and 100 blocks as a Razorback.

| Player | Gms | Rbds | Blks | Pts |
|------------------------|------------|------------|------------|------------|
| Todd Day | 127 | 673 | 102 | 2395 |
| Oliver Miller | 137 | 886 | 345 | 1674 |
| Darian Townes | 132 | 644 | 194 | 1318 |
| Derek Hood | 131 | 1002 | 103 | 1247 |
| Mike Washington | 120 | 651 | 107 | 1065 |
| Bobby Portis | 70 | 551 | 104 | 1047 |
| Moses Kingsley^ | 111 | 583 | 195 | 885 |
| Andrew Lang | 121 | 690 | 252 | 838 |

*Sorted by total points | ^Active | via @HogStats

• If Kingsley reaches 1,000 points, 700 rebounds and 200 blocks he would join Razorback legend Oliver Miller as the only players in program history to accomplish the feat.

RECORD BREAKDOWN

| | |
|----------------------------|-----|
| At Home (Bud Walton Arena) | 9-0 |
| At Home (Verizon Arena) | 0-0 |
| On The Road | 0-1 |
| Neutral | 1-0 |
| White Uniforms | 9-0 |
| Cardinal Uniforms | 1-1 |
| Anthracite Uniforms | 0-0 |

HALFTIME/LEADS/OVERTIME

| | |
|-------------------------------------|-----|
| Leading at the half, home | 6-0 |
| Leading at the half, road/neutral | 0-0 |
| Tied at the half, home | 1-0 |
| Tied at the half, road/neutral | 0-0 |
| Trailing at the half, home | 2-0 |
| Trailing at the half, road/neutral | 1-1 |
| Games decided by 5 points or fewer | 2-0 |
| Games decided by 10 points or fewer | 3-0 |
| Leading with 5:00 left | 9-0 |
| Leading with 2:00 left | 9-0 |
| Overtime games | 0-0 |

OFFENSE

| | |
|-------------------------------------|-----|
| Scoring less than 70 points | 0-0 |
| Scoring 70-79 points | 4-1 |
| Scoring 80-89 points | 2-0 |
| Scoring 90-99 points | 4-0 |
| Scoring 100+ points | 0-0 |
| 2 Players Or Less in Double Figures | 1-0 |
| 3 Players in Double Figures | 2-0 |
| 4 Players in Double Figures | 4-1 |
| 5 Players in Double Figures | 2-0 |
| 6 Players in Double Figures | 1-0 |
| 7 Players in Double Figures | 0-0 |
| 1 Player Scores 20 Points | 2-1 |
| 2 Players Score 20 Points | 0-0 |
| When shooting 50 percent or higher | 4-0 |
| When shooting less than 50 percent | 6-1 |

REBOUNDING/TURNOVERS

| | |
|--|------|
| When outrebounding opponent | 8-1 |
| When outrebounded | 2-0 |
| When rebounds are even | 0-0 |
| When grabbing 10+ offensive reb | 10-1 |
| When forcing 15+ turnovers | 5-0 |
| When committing less than 15 turnovers | 9-0 |
| When committing 15+ turnovers | 1-1 |

Top Scorers (Includes Ties)

| | |
|----------------|-----|
| Dusty Hannahs | 5-1 |
| Daryl Macon | 4-0 |
| Jaylen Barford | 1-0 |
| Adrio Bailey | 1-0 |

Top Rebounders (Includes Ties)

| | |
|-----------------|-----|
| Moses Kingsley | 8-1 |
| Dustin Thomas | 1-0 |
| Anton Beard | 1-0 |
| Jaylen Barford | 1-0 |
| Manuale Watkins | 1-0 |
| Adrio Bailey | 1-0 |

Months

| | |
|-------------|-----|
| In November | 4-1 |
| In December | 6-0 |

» QUICK FACTS »

ABOUT ARKANSAS

| | |
|-----------------------|------------------------------|
| Location..... | Fayetteville, Ark. |
| Enrollment | 27,194 |
| Founded..... | 1871 |
| Colors | Cardinal (PMS 201) and White |
| Nickname..... | Razorbacks |
| Conference..... | Southeastern (SEC) |
| Arena (Capacity)..... | Bud Walton Arena (19,200) |

ADMINISTRATION

| | |
|---|-------------------------|
| System President..... | Dr. Donald R. Bobbitt |
| Chancellor..... | Dr. Joseph E. Steinmetz |
| Vice Chancellor and Athletic Director | Jeff Long |
| Faculty Representative | Dr. Sharon Hunt |

COMMUNICATIONS

| | |
|--|------------------------|
| Associate Communications Director..... | David Beall |
| Email | jdb048@uark.edu |
| Office Phone..... | 479-575-3114 |
| Cell Phone | 479-445-5336 |
| Twitter | @Beall_sid |
| Secondary Contact | Brent Hull |
| Email | bwh003@uark.edu |
| Office Fax..... | 479-575-7481 |
| Athletic Website | ArkansasRazorbacks.com |
| Bud Walton Arena Press Row..... | 479-575-6622 |
| Arkansas Ticket Office..... | 479-575-5151 |

HISTORY

| | |
|---|--|
| First Year | 1923-24 |
| Seasons..... | 94th |
| Overall Conference Championships . 24 (2 SEC, 22 SWC) | |
| SEC Overall Championships | 2 (1992, 1994) |
| SEC Division Championships .. | 4 (1992, 1993, 1994, 1995) |
| SEC Tournament Championships | 1 (2000) |
| NCAA Tournament Bids | 31* |
| National Championships..... | 1 (1994) |
| National Runner-Up..... | 1 (1995) |
| NCAA Final Fours..... | 6 (1941, 1945, 1978, 1990, 1994, 1995) |
| NCAA Elite Eight | 6 (1978, 1979, 1990, 1994, 1995) |
| NCAA Sweet 16 | 10 |
| NIT Record (App.) | 5-4 (3) |

* - Arkansas also received a bid in 1944 but was unable to participate due to a car accident. Total number of appearances is 30.

» THE LITTLE THINGS MATTER »

| Player | Deflections | Charges | Steals | Dunks | Blocks |
|-----------------|-------------|-----------|-----------|-----------|-----------|
| Adrio Bailey | 18 | -- | 3 | 2 | 2 |
| Jaylen Barford | 39 | -- | 14 | 2 | 4 |
| Anton Beard | 34 | 3 | 11 | -- | -- |
| Arlando Cook | 31 | -- | 7 | -- | 4 |
| Dusty Hannahs | 18 | 2 | 7 | -- | 1 |
| Brachen Hazen | 2 | -- | -- | -- | -- |
| Jonathan Holmes | 1 | -- | -- | -- | -- |
| C.J. Jones | 9 | -- | -- | 1 | 5 |
| Moses Kingsley | 75 | 3 | 7 | 5 | 32 |
| Daryl Macon | 39 | 2 | 18 | 1 | 1 |
| Trey Thompson | 35 | -- | 5 | 2 | 8 |
| Dustin Thomas | 41 | 2 | 4 | -- | 3 |
| Manuale Watkins | 47 | 1 | 18 | -- | -- |
| Totals | 389 | 13 | 94 | 13 | 60 |

» HONORS AND AWARDS »

Moses Kingsley

- Allstate NABC Good Works Team Nominee
- Preseason SEC Player of the Year (Media)
- Preseason first team All-SEC (Coaches)
- Wooden Award Watch List
- Naismith Trophy Watch List
- Kareem Abdul-Jabbar Award Watch List
- Lute Olson Award Watch List
- Ranked No. 6 big man in the country by NBC Sports
- Ranked No. 21 player in the nation by NBC Sports
- Ranked No. 18 player in the nation by CBS Sports

Dusty Hannahs

- Preseason second team All-SEC (Coaches)
- Jerry West Award Watch List
- Ranked No. 97 player in the nation by CBS Sports

Jaylen Barford

- One of 15 Impact JUCO Transfers by Jon Rothstein

Daryl Macon

- One of 15 Impact JUCO Transfers by Jon Rothstein
- MVP of the Lone Star Shootout

Watch List Note

- Arkansas is one of 7 programs in the country to put players on watch lists for the Jerry West Award as the top shooting guard in the country and the Kareem Abdul-Jabbar Award as the nation's top center.

» PROHOGS BY THE NUMBERS »

#PR HOGS

37

» Arkansas has had 37 all-time NBA Draft selections from 35 different players in program history.

16

» The Razorbacks have 16 All-Star game appearances by Joe Johnson (7), Sidney Moncrief (5) and Alvin Robertson (4).

12

» Arkansas has 12 first round NBA Draft picks in program history with Sidney Moncrief going No. 5 overall in 1979.

#PROHOGS PRODUCTION »

Arkansas has had 29 former players go on to play in the NBA, including three this season as listed below.

| Player | Team | Yrs | Draft Class |
|------------------|---------|------|-------------------|
| Joe Johnson | Jazz | 16th | 2001 - 10th (BOS) |
| Patrick Beverley | Rockets | 5th | 2009 - 42nd (LAL) |
| Bobby Portis | Bulls | 2nd | 2015 - 22nd (CHI) |

MISCELLANEOUS STATISTICS »

Double-Figure Scoring Games

| Player | 12-13 | 13-14 | 14-15 | 15-16 | 16-17 | Career |
|-----------------|-------|-------|-------|-------|-------|--------|
| Dusty Hannahs | 7 | 11 | -- | 28 | 11 | 57 |
| Moses Kingsley | -- | 2 | 2 | 30 | 7 | 41 |
| Anton Beard | -- | -- | 8 | 7 | 4 | 19 |
| Daryl Macon | -- | -- | -- | -- | 8 | 8 |
| Manuale Watkins | -- | -- | 0 | 6 | 1 | 7 |
| Dustin Thomas | -- | 1 | 3 | -- | 3 | 7 |
| Jaylen Barford | -- | -- | -- | -- | 7 | 7 |
| Trey Thompson | -- | -- | 0 | 2 | -- | 2 |
| C.J. Jones | -- | -- | -- | -- | 2 | 2 |
| Adrio Bailey | -- | -- | -- | -- | 1 | 1 |

20-Point Scoring Games

| Player | 12-13 | 13-14 | 14-15 | 15-16 | 16-17 | Career |
|----------------|-------|-------|-------|-------|-------|--------|
| Dusty Hannahs | 1 | 1 | -- | 13 | 2 | 17 |
| Moses Kingsley | -- | 0 | 0 | 8 | -- | 8 |
| Daryl Macon | -- | -- | -- | -- | 1 | 1 |

30-Point Scoring Games

| Player | 12-13 | 13-14 | 14-15 | 15-16 | 16-17 | Career |
|---------------|-------|-------|-------|-------|-------|--------|
| Dusty Hannahs | 0 | 0 | -- | 1 | -- | 1 |

3 + Three-Pointers in a Game

| Player | 12-13 | 13-14 | 14-15 | 15-16 | 16-17 | Career |
|---------------|-------|-------|-------|-------|-------|--------|
| Dusty Hannahs | 6 | 4 | -- | 18 | 4 | 32 |
| Anton Beard | -- | -- | 2 | 1 | 1 | 4 |
| Daryl Macon | -- | -- | -- | -- | 3 | 3 |
| Dustin Thomas | -- | 1 | -- | -- | -- | 1 |
| C.J. Jones | -- | -- | -- | -- | 1 | 1 |

5 + Three-Pointers in a Game

| Player | 12-13 | 13-14 | 14-15 | 15-16 | 16-17 | Career |
|---------------|-------|-------|-------|-------|-------|--------|
| Dusty Hannahs | -- | 1 | -- | 3 | 1 | 5 |

Double Figure Rebounding Games

| Player | 12-13 | 13-14 | 14-15 | 15-16 | 16-17 | Career |
|----------------|-------|-------|-------|-------|-------|--------|
| Moses Kingsley | -- | 1 | 0 | 16 | 4 | 21 |

Double-Doubles

| Player | 12-13 | 13-14 | 14-15 | 15-16 | 16-17 | Career |
|----------------|-------|-------|-------|-------|-------|--------|
| Moses Kingsley | -- | 1 | 0 | 16 | 2 | 19 |

5 + Assist Games

| Player | 12-13 | 13-14 | 14-15 | 15-16 | 16-17 | Career |
|-----------------|-------|-------|-------|-------|-------|--------|
| Daryl Macon | -- | -- | -- | -- | 4 | 4 |
| Manuale Watkins | -- | 0 | 1 | 1 | -- | 2 |
| Moses Kingsley | -- | 0 | 1 | 0 | 1 | 2 |
| Trey Thompson | -- | -- | 0 | 1 | -- | 1 |
| Anton Beard | -- | -- | -- | -- | 1 | 1 |

3 + Steals in a Game

| Player | 12-13 | 13-14 | 14-15 | 15-16 | 16-17 | Career |
|-----------------|-------|-------|-------|-------|-------|--------|
| Manuale Watkins | -- | 0 | 3 | 3 | 2 | 8 |
| Anton Beard | -- | -- | 4 | 1 | 1 | 6 |
| Moses Kingsley | -- | 0 | 0 | 3 | -- | 3 |
| Daryl Macon | -- | -- | -- | -- | 2 | 2 |
| Jaylen Barford | -- | -- | -- | -- | 2 | 2 |
| Dusty Hannahs | 0 | 0 | -- | 1 | -- | 1 |
| Dustin Thomas | -- | -- | 1 | -- | -- | 1 |

3 + Blocks in a Game

| Player | 12-13 | 13-14 | 14-15 | 15-16 | 16-17 | Career |
|----------------|-------|-------|-------|-------|-------|--------|
| Moses Kingsley | -- | 7 | 5 | 13 | 6 | 31 |
| Trey Thompson | -- | -- | 0 | 2 | -- | 2 |
| C.J. Jones | -- | -- | -- | -- | 1 | 1 |

RECORD WATCH IN 2016-17 »

MOSES KINGSLEY »

- 115 points shy of becoming the 40th player in school history to eclipse the 1,000 career points at Arkansas.
- 82 made free throws shy tying Darrell Walker for 10th all-time in school history with 333 career free throws made.
- 103 free throw attempts shy of tying Ronnie Brewer for 10th all-time in school history with 486 free throws attempted in a career.
- 64 rebounds shy of tying Corliss Williamson for 10th all-time in school history with 647 career rebounds.
- Currently ranks 4th all-time with 195 career blocked shots. Is 57 blocked shots shy of tying Andrew Lang for 3rd in school history.

DUSTY HANNAHS »

- On pace to finish in the top-three in school history for career free throw percentage.
- On pace to break the school record for 3-point field goal percentage in a career.
- 46 made 3-pointers shy of tying Brandon Dean for 10th all-time in school history for made 3-pointers.
- Reached the 1,000-point mark for his career in the season opener against Fort Wayne with 462 coming at Texas Tech and now 702 coming at Arkansas.

PERFECTION IN THE PALACE »

- Since Mike Anderson came back to Arkansas, the Razorbacks have the third-most home victories in the country with 89.
- Arkansas is one of 11 teams with 80-plus wins and fewer than 15 losses at home over the last six seasons.
- The Razorbacks are 55-1 against unranked non-conference opponents inside Bud Walton Arena under Anderson.

» BY THE NUMBERS »

5

» Five current Razorbacks have received SEC All-Academic honors during their career.

13

» Arkansas has had 13 current and former players graduate since May 2014, averaging four graduates per academic year.

3.0

» Over the last calendar year, the Razorbacks have had a cumulative grade point average of 3.097.

PLAY HARD ACT RIGHT

• Senior Dusty Hannahs completed his undergrad in December and graduated from the Walton College of Business with a degree in Supply Chain Management.

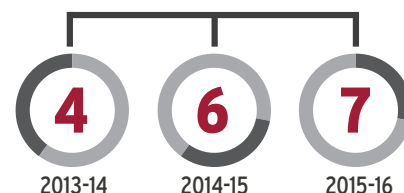
• Moses Kingsley and Manuale Watkins are slated to graduate on time this spring.

• Trey Thompson is set to graduate a year early this summer and start graduate school next fall during his senior year.

• Eleven of the 14 players had a 3.0 or higher GPA during the summer term.

17

SEC Academic Honor Roll Players over the last three seasons



» THE NATIONAL POLLS »

Associated Press Poll - (Dec. 19)

| RK | TEAM | RECORD | POINTS |
|----|-----------------------|-------------|--------------|
| 1 | Villanova (56) | 11-0 | 1,614 |
| 2 | UCLA (3) | 12-0 | 1,514 |
| 3 | Kansas | 10-1 | 1,450 |
| 4 | Baylor (6) | 11-0 | 1,439 |
| 5 | Duke | 10-1 | 1,385 |
| 6 | Kentucky | 10-1 | 1,337 |
| 7 | Gonzaga | 11-0 | 1,211 |
| 8 | North Carolina | 10-2 | 1,170 |
| 9 | Creighton | 11-0 | 1,058 |
| 10 | Louisville | 10-1 | 1,044 |
| 11 | West Virginia | 9-1 | 937 |
| 12 | Virginia | 9-1 | 886 |
| 13 | Butler | 10-1 | 821 |
| 14 | Wisconsin | 10-2 | 781 |
| 15 | Purdue | 9-2 | 754 |
| 16 | Indiana | 8-2 | 719 |
| 17 | Xavier | 9-2 | 542 |
| 18 | Arizona | 10-2 | 501 |
| 19 | Saint Mary's | 8-1 | 389 |
| 20 | Oregon | 10-2 | 299 |
| 21 | Florida State | 11-1 | 290 |
| 22 | South Carolina | 9-1 | 218 |
| 23 | USC | 10-0 | 212 |
| 24 | Cincinnati | 9-2 | 202 |
| 25 | Notre Dame | 9-2 | 188 |

Others receiving votes: **Florida** 48, Virginia Tech 40, Maryland 27, Seton Hall 15, **Oklahoma State** 8, Valparaiso 7, **Minnesota** 6, Miami 5, Northwestern 4, Iowa State 1, Clemson 1, Kansas State 1, Loyola (CHI) 1

USA Today Coaches Poll (Dec. 19)

| RK | TEAM | RECORD | POINTS |
|----|-----------------------|-------------|------------|
| 1 | Villanova (28) | 11-0 | 796 |
| 2 | UCLA (2) | 12-0 | 755 |
| 3 | Kansas (1) | 10-1 | 712 |
| 4 | Duke (1) | 10-1 | 688 |
| 5 | Kentucky | 10-1 | 667 |
| 6 | Baylor | 11-0 | 658 |
| 7 | Gonzaga | 11-0 | 611 |
| 8 | North Carolina | 10-2 | 563 |
| 9 | Creighton | 11-0 | 539 |
| 10 | Virginia | 9-1 | 476 |
| 11 | Louisville | 10-1 | 469 |
| 12 | West Virginia | 9-1 | 460 |
| 13 | Butler | 10-1 | 388 |
| 14 | Wisconsin | 10-2 | 366 |
| 15 | Purdue | 9-2 | 337 |
| 16 | Indiana | 8-2 | 319 |
| 17 | Xavier | 9-2 | 295 |
| 18 | Arizona | 10-2 | 229 |
| 19 | Saint Mary's | 8-1 | 197 |
| 20 | South Carolina | 9-1 | 180 |
| 21 | Oregon | 10-2 | 145 |
| 22 | Florida State | 11-1 | 111 |
| 23 | Cincinnati | 9-2 | 108 |
| 24 | Notre Dame | 9-2 | 92 |
| 25 | USC | 10-0 | 88 |

Others receiving votes: **Florida** 30, Oklahoma State 21, Maryland 20, **Arkansas** 15, Miami 13, Virginia Tech 8, California 7, Middle Tennessee 7, Wichita St 7, Seton Hall 7, TCU 6, Texas Tech 3, Nevada 2, Colorado 2, Michigan State 1, **Minnesota** 1, Valparaiso 1

» WEEK-BY-WEEK RANKINGS »

| WEEK | AP | COACHES | NCAA RPI |
|-----------|----|---------|----------|
| Preseason | NR | RV | -- |
| Nov. 14 | NR | RV | -- |
| Nov. 21 | NR | RV | -- |
| Nov. 28 | NR | RV | -- |
| Dec. 5 | NR | RV | 19 |
| Dec. 12 | NR | RV | 29 |
| Dec. 19 | NR | RV | 26 |
| Dec. 26 | | | |
| Jan. 2 | | | |
| Jan. 9 | | | |
| Jan. 16 | | | |
| Jan. 23 | | | |
| Jan. 30 | | | |
| Feb. 6 | | | |
| Feb. 13 | | | |
| Feb. 20 | | | |
| Feb. 27 | | | |
| March 6 | | | |
| March 13 | | | |
| Final | | | |

The Last time Arkansas was ranked in the AP...

| | | |
|---------|--------|------------------------|
| Top 25: | No. 21 | March 16, 2015 |
| Top 15: | No. 15 | Nov. 14, 2000 |
| Top 10: | No. 6 | 1994-95 Final Poll |
| Top 5: | No. 5 | March 7, 1995 |
| No. 1: | No. 1 | 1994-95 Preseason Poll |

DANIEL GAFFORD

El Dorado, Arkansas • El Dorado High School

| | |
|---------------|------|
| ESPN.com | ★★★★ |
| 247Sports.com | ★★★★ |
| Rivals.com | ★★★★ |
| Scout.com | ★★★★ |
| Future150.com | ★★★★ |



- Ranked as the No. 1 player in the state of Arkansas and the No. 11 power forward in the 2017 class by 247Sports.com.

- Is a consensus top 50 player and as high as No. 33 in the class by Rivals.com.

- Averaged 14 points, 14 rebounds and six blocks per game as a junior.

- Invited to the Nike Academy in Los Angeles in July.

- Participated in the Nike Elite 100 Camp and the Nike Peach Invite with Arkansas Team Portis Wings.

KHALIL GARLAND

Little Rock, Arkansas • Parkview High School

| | |
|---------------|------|
| ESPN.com | ★★★★ |
| 247Sports.com | ★★★★ |
| Rivals.com | ★★★ |
| Scout.com | ★★★ |
| Future150.com | ★★★ |



- Ranked as the No. 2 player in the state of Arkansas, the No. 12 guard in the 2017 class and No. 55 overall by ESPN.

- Averaged 18 points and 8.0 rebounds during his junior season.

- Named the 2016 State Tournament MVP after leading the Patriots to the 2016 Arkansas 6A State Championship behind a 20-point performance in the title game.

- Earned All-State and All-Tournament honors during his junior campaign.

DARIOUSHALL

Little Rock, Arkansas • Mills Univ. Studies HS

| | |
|---------------|------|
| ESPN.com | ★★★★ |
| 247Sports.com | ★★★ |
| Rivals.com | ★★★ |
| Scout.com | ★★★ |
| Future150.com | ★★★ |



- Ranked as the No. 4 player in the state of Arkansas and the No. 50 power forward in the 2017 class by 247Sports.com.

- Averaged 16 points and 8 rebounds per game during his junior season.

- Is a two-time All-State and All-Conference selection at Mills University Studies High School.

- Played in the Nike EYBL Peach Jam for Team Penny.

- Participated in the Adidas Uprising Gauntlet, averaging 15.3 points and 7.0 rebounds per game.



» A LOOK AT THE FUTURE »

"These three individuals will come in and make the **STATE** of Arkansas **PROUD**." - Mike Anderson

The 2017 All-Arkansas early signees are a unanimous **TOP 25 CLASS** and as high as No. 14 in the country by ESPN.com

"It is **AWESOME** when we can have players in our state come in and **IMPACT** our program." - Mike Anderson

MIKE ANDERSON



CAREER NUMBERS

At Arkansas: 112-65 (6th Year)

| | | |
|---------|---|---------------------------|
| 2016-17 | » | 10-1 |
| 2015-16 | » | 16-16 |
| 2014-15 | » | 27-9 (NCAA, Third Round) |
| 2013-14 | » | 22-12 (NIT, Second Round) |
| 2012-13 | » | 19-13 |
| 2011-12 | » | 18-14 |

At Missouri: 111-57 (5 Years)

| | | |
|---------|---|---------------------------|
| 2010-11 | » | 23-11 (NCAA Second Round) |
| 2009-10 | » | 23-11 (NCAA Second Round) |
| 2008-09 | » | 31-7 (NCAA Elite Eight) |
| 2007-08 | » | 16-16 |
| 2006-07 | » | 18-12 |

At Alabama-Birmingham (UAB): 89-41 (4 Years)

| | | |
|---------|---|--|
| 2005-06 | » | 24-7 (NCAA First Round) |
| 2004-05 | » | 22-11 (NCAA Second Round) |
| 2003-04 | » | 22-10 (NCAA Sweet 16, C-USA Co-Champs) |
| 2002-03 | » | 21-13 (NIT Quarterfinals) |

Overall Record **312-163 (15th Year)**

IT'S A NUMBERS GAME

Postseason Tournaments

1 2 3 4 5 6 7 8 9

20-Win Seasons

1 2 3 4 5 6 7 8 9

NCAA Tournaments

1 2 3 4 5 6 7

30-Win Seasons

1

Losing Seasons

0

PERSONAL INFO

Born: Dec. 12, 1959
Hometown: Birmingham, Ala.
Alma Mater: Tulsa (1982)
Wife: Marcheita
Children: Darcheita, Michael Jr., Yvonne
Date Named Head Coach at Arkansas: March 23, 2011

HEAD COACH
6TH SEASON AT ARKANSAS
15TH SEASON OVERALL

The Razorback Nation welcomed home one of its own on March 23, 2011, when Mike Anderson was named the 12th head men's basketball coach in Arkansas history. Charged with bringing back the winning tradition that was synonymous with the Razorback program throughout the '80s and '90s, Anderson enters his sixth season at Arkansas and 15th year as a head coach in 2016-17.

After losing 72 percent of scoring production heading into the 2015-16 season, Anderson continued his history of developing players as Arkansas finished third in the Southeastern Conference in scoring at 78.2 points per game and paced the league in three-point field goal percentage, turnover margin and assist/turnover ratio. Despite dropping eight games by four points or less, Arkansas never wavered and caught fire toward the end of the season to win four of its final five regular season games and finish eighth in the SEC. The Razorbacks became one of five teams to post a .500 or better record in conference play each of the last four years.

A longtime assistant and associate head coach at Arkansas, Anderson spent a combined nine years as a head coach at the University of Alabama-Birmingham and the University of Missouri before returning to the Razorbacks.

One of just 10 current Division I head coaches with 10-plus years of experience and no losing seasons, Anderson's 14 years at the helm of a program have resulted in a 302-162 record, nine 20-win campaigns, seven NCAA Tournament appearances, two Sweet Sixteen berths and a run to the 2009 Elite Eight.

During his first five seasons at Arkansas, Anderson produced a 102-64 record and was the first head coach in program history to win 18 or more games in each of his first four years. Anderson has also re-established Bud Walton Arena as one of the toughest places to play and brought excitement back to the tradition-rich program. In his first five years, Arkansas has won 80 games (80-12) in Bud Walton Arena, including an arena-record 17 during each of his first three years. The 2012-13 squad posted just the third unbeaten SEC home record (9-0) in program history and the first since 1998. The success on-and-off the court has translated into fan support as Arkansas returned to the top 25 in national attendance the first four years, including No. 11 in 2014-15.

CONSISTENCY

Head coach Mike Anderson is one of just 10 current Division I coaches with 10-plus years of head coaching experience and no losing seasons. Anderson and Thad Matta are the only coaches to accomplish the feat during stops at three different institutions.

| Coach | Schools | Yrs |
|----------------------|------------------------------|------------|
| Roy Williams | Kansas/UNC | 27 |
| Tom Izzo | Michigan State | 20 |
| Mark Few | Gonzaga | 16 |
| Thad Matta | Butler/Xavier/Ohio State | 15 |
| Mike Anderson | UAB/Missouri/Arkansas | 14 |
| Jamie Dixon | Pittsburgh | 12 |
| Sean Miller | Xavier/Arizona | 11 |
| Andy Kennedy | Cincinnati/Ole Miss | 10 |
| Dave Rose | BYU | 10 |
| Ben Jacobson | Northern Iowa | 10 |

» ARKANSAS GAME HIGHS »

| | | |
|-----------------------|--------------|-------------------------------|
| POINTS | 99 | AUSTIN PEAY (12/03/16) |
| | 92 | FORT WAYNE (11/11/16) |
| FIELD GOALS MADE | 40 | AUSTIN PEAY (12/03/16) |
| | 35 | FORT WAYNE (11/11/16) |
| FIELD GOAL ATTEMPTS | 77 | AUSTIN PEAY (12/03/16) |
| | 67 | MOUNT ST. MARY'S (11/28/16) |
| FIELD GOAL PERCENTAGE | .530 (35-66) | FORT WAYNE (11/11/16) |
| | .519 (40-77) | AUSTIN PEAY (12/03/16) |
| 3 PT FIELD GOALS MADE | 13 | SOUTHERN ILLINOIS (11/14/16) |
| | 9 | NORTH DAKOTA STATE (12/20/16) |
| | 9 | AUSTIN PEAY (12/03/16) |
| 3 PT FG ATTEMPTS | 23 | AUSTIN PEAY (12/03/16) |
| | 23 | SOUTHERN ILLINOIS (11/14/16) |
| 3 PT FG PERCENTAGE | .565 (13-23) | SOUTHERN ILLINOIS (11/14/16) |
| | .429 (9-21) | NORTH DAKOTA STATE (12/20/16) |
| | .429 (6-14) | HOUSTON (12/06/16) |
| FREE THROWS MADE | 29 | vs Texas (12/17/16) |
| | 24 | NORTH FLORIDA (12/10/16) |
| | 24 | UT ARLINGTON (11/18/16) |
| FREE THROW ATTEMPTS | 32 | NORTH FLORIDA (12/10/16) |
| | 32 | UT ARLINGTON (11/18/16) |
| FREE THROW PERCENTAGE | .935 (29-31) | vs Texas (12/17/16) |
| | .909 (10-11) | AUSTIN PEAY (12/03/16) |
| REBOUNDS | 47 | AUSTIN PEAY (12/03/16) |
| | 42 | NORTH FLORIDA (12/10/16) |
| ASSISTS | 28 | AUSTIN PEAY (12/03/16) |
| | 23 | SOUTHERN ILLINOIS (11/14/16) |
| STEALS | 13 | NORTH FLORIDA (12/10/16) |
| | 12 | STEPHEN F. AUSTIN (12/01/16) |
| BLOCKED SHOTS | 11 | AUSTIN PEAY (12/03/16) |
| | 9 | FORT WAYNE (11/11/16) |
| TURNOVERS | 21 | at Minnesota (11/22/16) |
| | 16 | NORTH DAKOTA STATE (12/20/16) |
| FOULS | 29 | FORT WAYNE (11/11/16) |
| | 24 | vs Texas (12/17/16) |

» ARKANSAS GAME LOWS »

| | | |
|-----------------------|--------------|-------------------------------|
| POINTS | 71 | UT ARLINGTON (11/18/16) |
| | 71 | at Minnesota (11/22/16) |
| | 71 | NORTH DAKOTA STATE (12/20/16) |
| FIELD GOALS MADE | 21 | UT ARLINGTON (11/18/16) |
| | 22 | vs Texas (12/17/16) |
| FIELD GOAL ATTEMPTS | 53 | UT ARLINGTON (11/18/16) |
| | 56 | STEPHEN F. AUSTIN (12/01/16) |
| FIELD GOAL PERCENTAGE | .355 (22-62) | vs Texas (12/17/16) |
| | .393 (24-61) | NORTH DAKOTA STATE (12/20/16) |
| 3 PT FIELD GOALS MADE | 1 | at Minnesota (11/22/16) |
| | 3 | STEPHEN F. AUSTIN (12/01/16) |
| 3 PT FG ATTEMPTS | 8 | at Minnesota (11/22/16) |
| | 13 | STEPHEN F. AUSTIN (12/01/16) |
| 3 PT FG PERCENTAGE | .125 (1-8) | at Minnesota (11/22/16) |
| | .231 (3-13) | STEPHEN F. AUSTIN (12/01/16) |
| FREE THROWS MADE | 10 | AUSTIN PEAY (12/03/16) |
| | 14 | NORTH DAKOTA STATE (12/20/16) |
| FREE THROW ATTEMPTS | 11 | AUSTIN PEAY (12/03/16) |
| | 16 | NORTH DAKOTA STATE (12/20/16) |
| FREE THROW PERCENTAGE | .667 (16-24) | FORT WAYNE (11/11/16) |
| | .680 (17-25) | MOUNT ST. MARY'S (11/28/16) |
| REBOUNDS | 29 | STEPHEN F. AUSTIN (12/01/16) |
| | 35 | UT ARLINGTON (11/18/16) |
| ASSISTS | 8 | at Minnesota (11/22/16) |
| | 10 | UT ARLINGTON (11/18/16) |
| | 10 | vs Texas (12/17/16) |
| STEALS | 5 | HOUSTON (12/06/16) |
| | 6 | vs Texas (12/17/16) |
| | 6 | NORTH DAKOTA STATE (12/20/16) |
| BLOCKED SHOTS | 1 | MOUNT ST. MARY'S (11/28/16) |
| | 1 | STEPHEN F. AUSTIN (12/01/16) |
| TURNOVERS | 7 | MOUNT ST. MARY'S (11/28/16) |
| | 9 | AUSTIN PEAY (12/03/16) |
| FOULS | 15 | NORTH FLORIDA (12/10/16) |
| | 17 | MOUNT ST. MARY'S (11/28/16) |

» ARKANSAS INDIVIDUAL GAME HIGHS »

| | | |
|--------------------------|---------------|--|
| Points | 23 | Macon, Daryl vs Texas (12/17/16) |
| | 23 | Hannahs, Dusty vs Fort Wayne (11/11/16) |
| | 20 | Hannahs, Dusty at Minnesota (11/22/16) |
| | 19 | Hannahs, Dusty vs Southern Illinois (11/14/16) |
| | 17 | Hannahs, Dusty vs North Florida (12/10/16) |
| | 17 | Hannahs, Dusty vs Houston (12/06/16) |
| | 17 | Macon, Daryl vs Houston (12/06/16) |
| | 17 | Barford, Jaylen vs UT Arlington (11/18/16) |
| Field Goals Made | 7 | Bailey, Adrio vs Austin Peay (12/03/16) |
| | 7 | Hannahs, Dusty at Minnesota (11/22/16) |
| | 7 | Hannahs, Dusty vs Fort Wayne (11/11/16) |
| Field Goal Att. | 17 | Hannahs, Dusty vs Fort Wayne (11/11/16) |
| | 16 | Barford, Jaylen vs North Florida (12/10/16) |
| FG Pct (min 5 made) | .875 (7-8) | Bailey, Adrio vs Austin Peay (12/03/16) |
| | .857 (6-7) | Thomas, Dustin vs Mount St. Mary's (11/28/16) |
| 3-Point FG Made | 5 | Hannahs, Dusty vs Southern Illinois (11/14/16) |
| | 4 | Macon, Daryl vs Southern Illinois (11/14/16) |
| 3-Point FG Att. | 7 | Hannahs, Dusty vs North Dakota State (12/20/16) |
| | 7 | Hannahs, Dusty vs UT Arlington (11/18/16) |
| 3-Pt FG Pct (min 2 made) | 1.000 (2-2) | Jones, CJ vs Stephen F. Austin (12/01/16) |
| | .833 (5-6) | Hannahs, Dusty vs Southern Illinois (11/14/16) |
| Free Throws Made | 14 | Macon, Daryl vs Texas (12/17/16) |
| | 8 | Hannahs, Dusty vs Fort Wayne (11/11/16) |
| Free Throw Att. | 14 | Macon, Daryl vs Texas (12/17/16) |
| | 10 | Hannahs, Dusty vs Fort Wayne (11/11/16) |
| FT Pct (min 3 made) | 1.000 (14-14) | Macon, Daryl vs Texas (12/17/16) |
| | 1.000 (7-7) | Kingsley, Moses vs Southern Illinois (11/14/16) |
| | 1.000 (5-5) | Macon, Daryl vs North Florida (12/10/16) |
| | 1.000 (5-5) | Hannahs, Dusty vs North Florida (12/10/16) |
| | 1.000 (5-5) | Hannahs, Dusty vs Stephen F. Austin (12/01/16) |
| | 1.000 (5-5) | Hannahs, Dusty at Minnesota (11/22/16) |
| | 1.000 (4-4) | Cook, Arlando vs Texas (12/17/16) |
| | 1.000 (4-4) | Thomas, Dustin vs North Florida (12/10/16) |
| | 1.000 (4-4) | Kingsley, Moses vs Austin Peay (12/03/16) |
| | 1.000 (4-4) | Hannahs, Dusty vs Mount St. Mary's (11/28/16) |
| | 1.000 (4-4) | Macon, Daryl at Minnesota (11/22/16) |
| | 1.000 (4-4) | Hannahs, Dusty vs Southern Illinois (11/14/16) |
| | 1.000 (3-3) | Kingsley, Moses vs North Dakota State (12/20/16) |
| | 1.000 (3-3) | Kingsley, Moses vs Texas (12/17/16) |
| | 1.000 (3-3) | Barford, Jaylen vs Texas (12/17/16) |
| | 1.000 (3-3) | Hannahs, Dusty vs Houston (12/06/16) |
| | 1.000 (3-3) | Jones, CJ vs Southern Illinois (11/14/16) |
| Rebounds | 13 | Kingsley, Moses vs Mount St. Mary's (11/28/16) |
| | 10 | Kingsley, Moses vs Texas (12/17/16) |
| | 10 | Kingsley, Moses vs North Florida (12/10/16) |
| | 10 | Kingsley, Moses at Minnesota (11/22/16) |
| Assists | 6 | Beard, Anton vs Southern Illinois (11/14/16) |
| | 5 | Macon, Daryl vs North Dakota State (12/20/16) |
| | 5 | Kingsley, Moses vs Austin Peay (12/03/16) |
| | 5 | Macon, Daryl vs Stephen F. Austin (12/01/16) |
| | 5 | Macon, Daryl vs Southern Illinois (11/14/16) |
| | 5 | Macon, Daryl vs Fort Wayne (11/11/16) |
| Steals | 4 | Beard, Anton vs Stephen F. Austin (12/01/16) |
| | 4 | Macon, Daryl vs Fort Wayne (11/11/16) |
| Blocked Shots | 7 | Kingsley, Moses vs Fort Wayne (11/11/16) |
| | 5 | Kingsley, Moses vs Texas (12/17/16) |
| | 5 | Kingsley, Moses vs Southern Illinois (11/14/16) |
| Turnovers | 6 | Barford, Jaylen vs UT Arlington (11/18/16) |
| | 5 | Macon, Daryl at Minnesota (11/22/16) |
| Fouls | 5 | Kingsley, Moses at Minnesota (11/22/16) |
| | 5 | Thomas, Dustin vs Fort Wayne (11/11/16) |
| Minutes | 33 | Macon, Daryl vs Fort Wayne (11/11/16) |
| | 32 | Kingsley, Moses vs Texas (12/17/16) |
| | 31 | Barford, Jaylen vs UT Arlington (11/18/16) |
| | 30 | Macon, Daryl vs Houston (12/06/16) |
| | 30 | Kingsley, Moses vs UT Arlington (11/18/16) |
| | 30 | Hannahs, Dusty vs Fort Wayne (11/11/16) |

» THE LAST TIME ARKANSAS »

POINTS »

- Scored 100+ : 12/01/2015 - 117 vs. Northwestern St.
- Scored 100+ in an SEC game: 02/10/2015 - 101 vs. Auburn
- Scored fewer than 50: 02/09/2016 - 46 at Mississippi State

OVERTIME GAMES »

- Played in an OT game: 01/30/2016 vs. Texas Tech, W, 75-68 (OT)
- Played in a 2OT game: 01/16/2013 vs. Auburn, W, 88-80 (2 OT)
- Played in a 3OT game: 02/09/1980 vs. Houston, L, 90-84 (3 OT)

VERSUS TOP-25 OPPONENTS »

- Beat an AP Top 25-ranked opponent: 01/27/2016 vs. #5 Texas A&M, W, 74-71
- Beat an AP Top 10 team: 01/27/2016 vs. #5 Texas A&M, W, 74-71
- Beat an AP Top 5 team: 01/27/2016 vs. #5 Texas A&M, W, 74-71

VERSUS TOP-25 OPPONENTS ON THE ROAD »

- Beat an AP Top 25 team on road: 02/27/2014 at #17 Kentucky, W, 71-67 (OT)
- Beat an AP Top 5 team on road: 02/09/1994 at #4 Kentucky, W, 90-82

DOUBLE-DOUBLES »

- Two players in same game: vs. Auburn (02/17/2016)
 - Moses Kingsley (20 pts, 10 rebs) and Jabril Durham (12 pts, 10 asts)

3-POINT SHOOTING »

- 10+ 3FGM in a game: 11/14/2016 - 13 vs. Southern Illinois
- 15+ 3FGM in a game: 01/09/2016 - 16 vs. Mississippi State

AT THE CHARITY STRIPE »

- Attempted 30+ FT in a game: 12/17/2016 - 31 vs. Texas
- 20+ FTM in a game: 12/17/2016 - 29 vs. Texas
- 25+ FTM in a game: 12/17/2016 - 29 (of 31) vs. Texas

» THE LAST TIME AN ARKANSAS PLAYER »

POINTS »

- Scored 30-39 points in a game: 03/10/2016 - 33 by Dusty Hannahs vs. Florida
- Scored 40-49 points in a game: 01/11/1992 - 43 by Todd Day vs. LSU
- Scored 50+ points in a game: 11/13/2009 - 51 by Rotnei Clarke vs. Alcorn St.

DOUBLE-DOUBLES »

- Points/Rebounds: 12/10/2016 - 13 pts and 10 rebs by Moses Kingsley vs. North Florida
- Points/Assists: 2/17/2016 - 12 pts and 10 asts by Jabril Durham vs. Auburn

REBOUNDS »

- Had 15+ rebounds in a game: 03/07/2015 - 15 by Bobby Portis vs. LSU
- Had 20+ rebounds in a game: 11/21/1997 - 23 by Nick Davis vs. Jackson St.

THREE-POINT SHOOTING »

- 5+ 3FGM in a game: 11/14/2016 - 5 (6 att) by Dusty Hannahs vs. Southern Illinois

AT THE CHARITY STRIPE »

- 10+ FTA in a game: 12/17/2016 - 14 by Daryl Macon vs. Texas
- 10+ FTM in a game: 12/17/2016 - 14 (14 att) by Daryl Macon vs. Texas

ASSISTS »

- 5+ assists in a game: 12/20/2016 - 5 by Daryl Macon vs. North Dakota State
- Consecutive 5+ assists games: 03/05/2016 vs. South Carolina (11) and 03/10/2016 (6) vs. Florida by Jabril Durham
- 10+ assists in a game: 03/05/2016 - 11 by Jabril Durham vs. South Carolina
- Consecutive 10+ assists games: 01/16/2010 vs. Alabama (10) and 01/21/2010 vs. Florida (11) by Courtney Fortson

BLOCKS »

- Had 3+ blocks in a game: 12/17/2016 - 5 by Moses Kingsley vs. Texas
- Had 5+ blocks in a game: 12/17/2016 - 5 by Moses Kingsley vs. Texas

STEALS »

- Had 5+ steals in a game: 01/09/2016 - 6 by Jabril Durham vs. Mississippi State
- Had consecutive 5+ steal games: 01/01/2006 vs. Western Ill. (5) and 01/07/2006 vs. Miss. St. (5) by Ronnie Brewer

STARTING LINEUPS »

| Date | Opponent | G | G | G | F | F | Outcome |
|---------|--------------------|---------|---------|---------|--------|----------|----------|
| Nov. 11 | Fort Wayne | Barford | Macon | Hannahs | Thomas | Kingsley | W, 92-83 |
| Nov. 14 | Southern Illinois | Barford | Macon | Hannahs | Thomas | Kingsley | W, 90-65 |
| Nov. 18 | UT Arlington | Barford | Macon | Hannahs | Thomas | Kingsley | W, 71-67 |
| Nov. 22 | at Minnesota | Barford | Macon | Hannahs | Thomas | Kingsley | L, 85-71 |
| Nov. 28 | Mount Saint Mary's | Beard | Watkins | Hannahs | Thomas | Kingsley | W, 89-76 |
| Dec. 1 | Stephen F. Austin | Beard | Watkins | Hannahs | Thomas | Kingsley | W, 78-62 |
| Dec. 3 | Austin Peay | Barford | Macon | Watkins | Thomas | Kingsley | W, 99-62 |
| Dec. 6 | Houston | Barford | Macon | Watkins | Thomas | Kingsley | W, 84-72 |
| Dec. 10 | North Florida | Barford | Macon | Watkins | Thomas | Kingsley | W, 91-76 |
| Dec. 17 | Texas^ | Barford | Macon | Watkins | Thomas | Kingsley | W, 77-74 |
| Dec. 20 | North Dakota State | Barford | Macon | Watkins | Thomas | Kingsley | W, 71-55 |
| Dec. 22 | Sam Houston State# | -- | -- | -- | -- | -- | -- |
| Dec. 29 | Florida* | -- | -- | -- | -- | -- | -- |
| Jan. 3 | at Tennessee* | -- | -- | -- | -- | -- | -- |
| Jan. 7 | at Kentucky* | -- | -- | -- | -- | -- | -- |
| Jan. 10 | Mississippi State* | -- | -- | -- | -- | -- | -- |
| Jan. 14 | Missouri* | -- | -- | -- | -- | -- | -- |
| Jan. 17 | at Texas A&M* | -- | -- | -- | -- | -- | -- |
| Jan. 21 | LSU* | -- | -- | -- | -- | -- | -- |
| Jan. 24 | at Vanderbilt* | -- | -- | -- | -- | -- | -- |
| Jan. 28 | at Oklahoma State% | -- | -- | -- | -- | -- | -- |
| Feb. 1 | Alabama* | -- | -- | -- | -- | -- | -- |
| Feb. 4 | at Missouri* | -- | -- | -- | -- | -- | -- |
| Feb. 7 | Vanderbilt* | -- | -- | -- | -- | -- | -- |
| Feb. 11 | at LSU* | -- | -- | -- | -- | -- | -- |
| Feb. 15 | at South Carolina* | -- | -- | -- | -- | -- | -- |
| Feb. 18 | Ole Miss* | -- | -- | -- | -- | -- | -- |
| Feb. 22 | Texas A&M* | -- | -- | -- | -- | -- | -- |
| Feb. 25 | at Auburn* | -- | -- | -- | -- | -- | -- |
| March 1 | at Florida* | -- | -- | -- | -- | -- | -- |
| March 4 | Georgia* | -- | -- | -- | -- | -- | -- |

at Verizon Arena (North Little Rock, Ark.)

^ Lone Star Shootout (Houston, Texas)

% Big12/SEC Challenge

* SEC Game

LEADS & DEFICITS »

| Date | Opponent | Largest Lead | Largest Deficit | Time Led | Time Trailed | Time Tied | Outcome |
|---------|--------------------|------------------|------------------|----------|--------------|-----------|----------|
| Nov. 11 | Fort Wayne | 15 (2nd - 2:42) | 6 (1st - 8:06) | 31:22 | 7:16 | 0:52 | W, 92-83 |
| Nov. 14 | Southern Illinois | 36 (2nd - 16:41) | 3 (1st - 18:50) | 37:39 | 0:55 | 1:26 | W, 90-65 |
| Nov. 18 | UT Arlington | 7 (2nd - 10:36) | 17 (1st - 12:37) | 11:37 | 26:34 | 1:49 | W, 71-67 |
| Nov. 22 | at Minnesota | 6 (1st - 12:50) | 22 (2nd - 5:32) | 6:33 | 30:16 | 3:11 | L, 85-71 |
| Nov. 28 | Mount Saint Mary's | 21 (2nd - 6:41) | 4 (1st - 18:27) | 35:10 | 3:05 | 1:45 | W, 89-76 |
| Dec. 1 | Stephen F. Austin | 23 (2nd - 3:15) | 2 (1st - 19:22) | 36:33 | 0:28 | 2:59 | W, 78-62 |
| Dec. 3 | Austin Peay | 41 (2nd - 8:38) | 2 (1st - 19:30) | 36:58 | 0:35 | 2:27 | W, 99-62 |
| Dec. 6 | Houston | 14 (1st - 10:25) | 3 (1st - 18:40) | 32:27 | 6:27 | 1:06 | W, 84-72 |
| Dec. 10 | North Florida | 16 (2nd - 1:12) | 3 (2nd - 13:44) | 29:39 | 6:15 | 4:06 | W, 91-76 |
| Dec. 17 | Texas^ | 9 (2nd - 11:58) | 7 (1st - 12:35) | 2:05 | 22:22 | 15:20 | W, 77-74 |
| Dec. 20 | North Dakota State | 20 (2nd - 4:11) | 1 (1st - 16:53) | 38:22 | 0:40 | 0:57 | W, 71-55 |
| Dec. 22 | Sam Houston State# | -- | -- | -- | -- | -- | -- |
| Dec. 29 | Florida* | -- | -- | -- | -- | -- | -- |
| Jan. 3 | at Tennessee* | -- | -- | -- | -- | -- | -- |
| Jan. 7 | at Kentucky* | -- | -- | -- | -- | -- | -- |
| Jan. 10 | Mississippi State* | -- | -- | -- | -- | -- | -- |
| Jan. 14 | Missouri* | -- | -- | -- | -- | -- | -- |
| Jan. 17 | at Texas A&M* | -- | -- | -- | -- | -- | -- |
| Jan. 21 | LSU* | -- | -- | -- | -- | -- | -- |
| Jan. 24 | at Vanderbilt* | -- | -- | -- | -- | -- | -- |
| Jan. 28 | at Oklahoma State% | -- | -- | -- | -- | -- | -- |
| Feb. 1 | Alabama* | -- | -- | -- | -- | -- | -- |
| Feb. 4 | at Missouri* | -- | -- | -- | -- | -- | -- |
| Feb. 7 | Vanderbilt* | -- | -- | -- | -- | -- | -- |
| Feb. 11 | at LSU* | -- | -- | -- | -- | -- | -- |
| Feb. 15 | at South Carolina* | -- | -- | -- | -- | -- | -- |
| Feb. 18 | Ole Miss* | -- | -- | -- | -- | -- | -- |
| Feb. 22 | Texas A&M* | -- | -- | -- | -- | -- | -- |
| Feb. 25 | at Auburn* | -- | -- | -- | -- | -- | -- |
| March 1 | at Florida* | -- | -- | -- | -- | -- | -- |
| March 4 | Georgia* | -- | -- | -- | -- | -- | -- |

^ Lone Star Shootout (Houston, Texas) | # at Verizon Arena (North Little Rock, Ark.) | % Big12/SEC Challenge | * SEC Game

HUSTLE & EFFORT »

| Date | Opponent | Deflections | Charges | Steals | Dunks | Blocks |
|---------------|--------------------|-------------|-----------|-----------|-----------|-----------|
| Nov. 11 | Fort Wayne | 39 | 1 | 9 | 0 | 9 |
| Nov. 14 | Southern Illinois | 36 | 1 | 7 | 2 | 7 |
| Nov. 18 | UT Arlington | 38 | 1 | 11 | 3 | 6 |
| Nov. 22 | at Minnesota | 25 | 1 | 8 | 0 | 4 |
| Nov. 28 | Mount Saint Mary's | 26 | 1 | 8 | 1 | 1 |
| Dec. 1 | Stephen F. Austin | 37 | 1 | 12 | 1 | 1 |
| Dec. 3 | Austin Peay | 48 | 1 | 9 | 5 | 11 |
| Dec. 6 | Houston | 26 | 2 | 5 | 0 | 5 |
| Dec. 10 | North Florida | 40 | 1 | 13 | 1 | 4 |
| Dec. 17 | Texas^ | 37 | 1 | 6 | 0 | 8 |
| Dec. 20 | North Dakota State | 37 | 2 | 6 | 0 | 4 |
| Dec. 22 | Sam Houston State# | -- | -- | -- | -- | -- |
| Dec. 29 | Florida* | -- | -- | -- | -- | -- |
| Jan. 3 | at Tennessee* | -- | -- | -- | -- | -- |
| Jan. 7 | at Kentucky* | -- | -- | -- | -- | -- |
| Jan. 10 | Mississippi State* | -- | -- | -- | -- | -- |
| Jan. 14 | Missouri* | -- | -- | -- | -- | -- |
| Jan. 17 | at Texas A&M* | -- | -- | -- | -- | -- |
| Jan. 21 | LSU* | -- | -- | -- | -- | -- |
| Jan. 24 | at Vanderbilt* | -- | -- | -- | -- | -- |
| Jan. 28 | at Oklahoma State% | -- | -- | -- | -- | -- |
| Feb. 1 | Alabama* | -- | -- | -- | -- | -- |
| Feb. 4 | at Missouri* | -- | -- | -- | -- | -- |
| Feb. 7 | Vanderbilt* | -- | -- | -- | -- | -- |
| Feb. 11 | at LSU* | -- | -- | -- | -- | -- |
| Feb. 15 | at South Carolina* | -- | -- | -- | -- | -- |
| Feb. 18 | Ole Miss* | -- | -- | -- | -- | -- |
| Feb. 22 | Texas A&M* | -- | -- | -- | -- | -- |
| Feb. 25 | at Auburn* | -- | -- | -- | -- | -- |
| March 1 | at Florida* | -- | -- | -- | -- | -- |
| March 4 | Georgia* | -- | -- | -- | -- | -- |
| TOTALS | | 389 | 13 | 94 | 13 | 60 |

^ Lone Star Shootout (Houston, Texas) | # at Verizon Arena (North Little Rock, Ark.) | % Big12/SEC Challenge | * SEC Game

» GAME-BY-GAME LEADERS »

| Date | Opponent | Points | Rebounds | Assists | Steals | Blocks |
|---------|--------------------|------------------|-------------------|-------------------|-------------------|-----------------|
| Nov. 11 | Fort Wayne | Hannahs (23) | Kingsley (9) | Macon (5) | Macon (4) | Kingsley (7) |
| Nov. 14 | Southern Illinois | Hannahs (19) | Kingsley (7) | Beard (6) | Seven Players (1) | Kingsley (5) |
| Nov. 18 | UT Arlington | Barford (17) | Three Players (6) | Four Players (2) | Barford (3) | Kingsley (4) |
| Nov. 22 | at Minnesota | Hannahs (20) | Kingsley (10) | Three Players (3) | Watkins (3) | Kingsley (3) |
| Nov. 28 | Mount Saint Mary's | Macon (15) | Kingsley (13) | Two Players (4) | Two Players (2) | Kingsley (1) |
| Dec. 1 | Stephen F. Austin | Hannahs (15) | Watkins (7) | Macon (5) | Beard (4) | Jones (1) |
| Dec. 3 | Austin Peay | Bailey (14) | Two Players (7) | Kingsley (5) | Two Players (2) | Two Players (3) |
| Dec. 6 | Houston | Two Players (17) | Kingsley (9) | Watkins (4) | Beard (2) | Two Players (2) |
| Dec. 10 | North Florida | Hannahs (17) | Kingsley (10) | Two Players (4) | Two Players (3) | Barford (2) |
| Dec. 17 | Texas^ | Macon (23) | Kingsley (10) | Two Players (2) | Hannahs (2) | Kingsley (5) |
| Dec. 20 | North Dakota State | Macon (15) | Kingsley (8) | Macon (5) | Watkins (3) | Thompson (2) |
| Dec. 22 | Sam Houston State# | -- | -- | -- | -- | -- |
| Dec. 29 | Florida* | -- | -- | -- | -- | -- |
| Jan. 3 | at Tennessee* | -- | -- | -- | -- | -- |
| Jan. 7 | at Kentucky* | -- | -- | -- | -- | -- |
| Jan. 10 | Mississippi State* | -- | -- | -- | -- | -- |
| Jan. 14 | Missouri* | -- | -- | -- | -- | -- |
| Jan. 17 | at Texas A&M* | -- | -- | -- | -- | -- |
| Jan. 21 | LSU* | -- | -- | -- | -- | -- |
| Jan. 24 | at Vanderbilt* | -- | -- | -- | -- | -- |
| Jan. 28 | at Oklahoma State% | -- | -- | -- | -- | -- |
| Feb. 1 | Alabama* | -- | -- | -- | -- | -- |
| Feb. 4 | at Missouri* | -- | -- | -- | -- | -- |
| Feb. 7 | Vanderbilt* | -- | -- | -- | -- | -- |
| Feb. 11 | at LSU* | -- | -- | -- | -- | -- |
| Feb. 15 | at South Carolina* | -- | -- | -- | -- | -- |
| Feb. 18 | Ole Miss* | -- | -- | -- | -- | -- |
| Feb. 22 | Texas A&M* | -- | -- | -- | -- | -- |
| Feb. 25 | at Auburn* | -- | -- | -- | -- | -- |
| March 1 | at Florida* | -- | -- | -- | -- | -- |
| March 4 | Georgia* | -- | -- | -- | -- | -- |

^ Lone Star Shootout (Houston, Texas) | # at Verizon Arena (North Little Rock, Ark.) | % Big12/SEC Challenge | * SEC Game

» MISCELLANEOUS TEAM STATS »

| Date | Opponent | W/L | Points In Paint | | | Pts Off Turnovers | | | 2nd Chance Pts | | | Fast Break Pts | | | |
|---------|--------------------|-----|-----------------|------|-------|-------------------|------|-------|----------------|------|-------|----------------|------|-------|------|
| | | | Ark | Opp. | Diff. | Ark | Opp. | Diff. | Ark | Opp. | Diff. | Ark | Opp. | Diff. | |
| Nov. 11 | Fort Wayne | W | 52 | 22 | +30 | 16 | 12 | +4 | 9 | 21 | -12 | 24 | 0 | +24 | |
| Nov. 14 | Southern Illinois | W | 30 | 28 | +2 | 21 | 17 | +4 | 11 | 10 | +1 | 17 | 2 | +15 | |
| Nov. 18 | UT Arlington | W | 24 | 20 | +4 | 28 | 20 | +8 | 9 | 18 | -9 | 10 | 8 | +2 | |
| Nov. 22 | at Minnesota | L | 46 | 38 | +8 | 11 | 26 | -15 | 11 | 13 | -2 | 6 | 4 | +2 | |
| Nov. 28 | Mount Saint Mary's | W | 48 | 34 | +14 | 18 | 10 | +8 | 13 | 6 | +7 | 21 | 9 | +12 | |
| Dec. 1 | Stephen F. Austin | W | 36 | 28 | +8 | 29 | 24 | +5 | 12 | 9 | +3 | 20 | 4 | +16 | |
| Dec. 3 | Austin Peay | W | 52 | 40 | +12 | 25 | 8 | +17 | 26 | 10 | +16 | 28 | 7 | +21 | |
| Dec. 6 | Houston | W | 38 | 38 | 0 | 15 | 19 | -4 | 13 | 9 | +4 | 12 | 12 | 0 | |
| Dec. 10 | North Florida | W | 38 | 20 | +18 | 21 | 12 | +9 | 22 | 6 | +16 | 10 | 2 | +8 | |
| Dec. 17 | Texas^ | W | 32 | 32 | 0 | 12 | 8 | +4 | 11 | 18 | -7 | 13 | 11 | +2 | |
| Dec. 20 | North Dakota State | W | 24 | 18 | +6 | 15 | 19 | -4 | 16 | 5 | +11 | 5 | 2 | +3 | |
| Dec. 22 | Sam Houston State# | -- | -- | -- | -- | -- | -- | -- | -- | -- | -- | -- | -- | -- | |
| Dec. 29 | Florida* | -- | -- | -- | -- | -- | -- | -- | -- | -- | -- | -- | -- | -- | |
| Jan. 3 | at Tennessee* | -- | -- | -- | -- | -- | -- | -- | -- | -- | -- | -- | -- | -- | |
| Jan. 7 | at Kentucky* | -- | -- | -- | -- | -- | -- | -- | -- | -- | -- | -- | -- | -- | |
| Jan. 10 | Mississippi State* | -- | -- | -- | -- | -- | -- | -- | -- | -- | -- | -- | -- | -- | |
| Jan. 14 | Missouri* | -- | -- | -- | -- | -- | -- | -- | -- | -- | -- | -- | -- | -- | |
| Jan. 17 | at Texas A&M* | -- | -- | -- | -- | -- | -- | -- | -- | -- | -- | -- | -- | -- | |
| Jan. 21 | LSU* | -- | -- | -- | -- | -- | -- | -- | -- | -- | -- | -- | -- | -- | |
| Jan. 24 | at Vanderbilt* | -- | -- | -- | -- | -- | -- | -- | -- | -- | -- | -- | -- | -- | |
| Jan. 28 | at Oklahoma State% | -- | -- | -- | -- | -- | -- | -- | -- | -- | -- | -- | -- | -- | |
| Feb. 1 | Alabama* | -- | -- | -- | -- | -- | -- | -- | -- | -- | -- | -- | -- | -- | |
| Feb. 4 | at Missouri* | -- | -- | -- | -- | -- | -- | -- | -- | -- | -- | -- | -- | -- | |
| Feb. 7 | Vanderbilt* | -- | -- | -- | -- | -- | -- | -- | -- | -- | -- | -- | -- | -- | |
| Feb. 11 | at LSU* | -- | -- | -- | -- | -- | -- | -- | -- | -- | -- | -- | -- | -- | |
| Feb. 15 | at South Carolina* | -- | -- | -- | -- | -- | -- | -- | -- | -- | -- | -- | -- | -- | |
| Feb. 18 | Ole Miss* | -- | -- | -- | -- | -- | -- | -- | -- | -- | -- | -- | -- | -- | |
| Feb. 22 | Texas A&M* | -- | -- | -- | -- | -- | -- | -- | -- | -- | -- | -- | -- | -- | |
| Feb. 25 | at Auburn* | -- | -- | -- | -- | -- | -- | -- | -- | -- | -- | -- | -- | -- | |
| March 1 | at Florida* | -- | -- | -- | -- | -- | -- | -- | -- | -- | -- | -- | -- | -- | |
| March 4 | Georgia* | -- | -- | -- | -- | -- | -- | -- | -- | -- | -- | -- | -- | -- | |
| TOTALS | | | 10-1 | 420 | 318 | +102 | 211 | 175 | +36 | 153 | 125 | +28 | 166 | 61 | +105 |

^ Lone Star Shootout (Houston, Texas) | # at Verizon Arena (North Little Rock, Ark.) | % Big12/SEC Challenge | * SEC Game

at guard... a six-three junior... from Jackson, Tennessee... number zero...

JAYLEN BARFORD



» @JBarford1 NEWS & NOTES »

- Has scored in double-figures in seven out of the first 11 games and recorded multiple assists in eight of 11.
- Fourth on the team in scoring, averaging 10.2 points per game.
- Scored a career-high 17 pts, six rebounds and three steals in the win vs. UT Arlington.
- Junior college transfer from Motlow State Community College.
- Ranked at the No. 1 junior college transfer in the 2016 class.
- Named one of 15 Impact JUCO Transfers by Jon Rothstein.
- Led the nation last year in scoring at 26.2 points per game and paced the country in field goals made (310-527) and total point (837).
- Scored 20+ points 31 times in JUCO, 30+ 12 times.
- Was named First Team All-American and TCCAA Player of the Year last season.

» GAME-BY-GAME STATS »

| Opponent | Date | gs | min | Total | | 3-Pointers | | Free throws | | Rebounds | | | | pf | a | t/o | blk | stl | pts | avg | |
|--------------------|----------|----|-----|--------|-------|------------|-------|-------------|-------|----------|-----|-----|-----|-----|----|-----|-----|-----|-----|------|------|
| | | | | fg-fga | pct | 3fg-fga | pct | ft-fa | pct | off | def | tot | avg | | | | | | | | |
| FORT WAYNE | 11/11/16 | * | 27 | 4-9 | .444 | 1-1 | 1.000 | 1-2 | .500 | 1 | 4 | 5 | 5.0 | 3 | 4 | 2 | 0 | 1 | 10 | 10.0 | |
| SOUTHERN ILLINOIS | 11/14/16 | * | 22 | 4-7 | .571 | 1-2 | .500 | 0-2 | .000 | 0 | 2 | 2 | 3.5 | 2 | 2 | 2 | 0 | 0 | 9 | 9.5 | |
| UT ARLINGTON | 11/18/16 | * | 31 | 6-12 | .500 | 1-2 | .500 | 4-6 | .667 | 3 | 3 | 6 | 4.3 | 1 | 2 | 6 | 0 | 3 | 17 | 12.0 | |
| at Minnesota | 11/22/16 | * | 25 | 5-9 | .556 | 0-1 | .000 | 2-2 | 1.000 | 1 | 1 | 2 | 3.8 | 3 | 2 | 2 | 0 | 1 | 12 | 12.0 | |
| MOUNT ST. MARY'S | 11/28/16 | | 23 | 5-8 | .625 | 2-4 | .500 | 1-1 | 1.000 | 0 | 1 | 1 | 3.2 | 2 | 1 | 0 | 0 | 2 | 13 | 12.2 | |
| STEPHEN F. AUSTIN | 12/01/16 | | 20 | 2-6 | .333 | 0-3 | .000 | 4-5 | .800 | 1 | 2 | 3 | 3.2 | 2 | 1 | 3 | 0 | 1 | 8 | 11.5 | |
| AUSTIN PEAY | 12/03/16 | * | 21 | 5-10 | .500 | 1-3 | .333 | 1-1 | 1.000 | 0 | 6 | 6 | 3.6 | 2 | 4 | 0 | 1 | 2 | 12 | 11.6 | |
| HOUSTON | 12/06/16 | * | 15 | 1-5 | .200 | 0-1 | .000 | 0-0 | .000 | 0 | 1 | 1 | 3.3 | 1 | 1 | 2 | 0 | 0 | 2 | 10.4 | |
| NORTH FLORIDA | 12/10/16 | * | 25 | 6-16 | .375 | 1-5 | .200 | 1-4 | .250 | 2 | 2 | 4 | 3.3 | 1 | 3 | 1 | 2 | 3 | 14 | 10.8 | |
| vs Texas | 12/17/16 | * | 26 | 4-10 | .400 | 0-3 | .000 | 3-3 | 1.000 | 0 | 3 | 3 | 3.3 | 4 | 3 | 2 | 1 | 1 | 11 | 10.8 | |
| NORTH DAKOTA STATE | 12/20/16 | * | 22 | 2-7 | .286 | 0-2 | .000 | 0-0 | .000 | 1 | 2 | 3 | 3.3 | 2 | 2 | 3 | 0 | 0 | 4 | 10.2 | |
| Totals | | | 9 | 257 | 44-99 | .444 | 7-27 | .259 | 17-26 | .654 | 9 | 27 | 36 | 3.3 | 23 | 25 | 23 | 4 | 14 | 112 | 10.2 |

Games played: 11
Minutes/game: 23.4
Points/game: 10.2
FG Pct: 44.4
3FG Pct: 25.9
FT Pct: 65.4

Rebounds/game: 3.3
Assists/game: 2.3
Turnovers/game: 2.1
Assist/turnover ratio: 1.1
Steals/game: 1.3
Blocks/game: 0.4

» SEASON/CAREER HIGHS »

POINTS

Season: 17 vs. UT Arlington (11/18/16)
Career: 17 vs. UT Arlington (11/18/16)

FIELD GOALS

Season: 6 (2x) last vs. North Florida (12/10/16)
Career: 6 (2x) last vs. North Florida (12/10/16)

FIELD GOALS ATTEMPTED

Season: 16 vs. North Florida (12/10/16)
Career: 16 vs. North Florida (12/10/16)

3-POINT FIELD GOALS

Season: 2 vs. Mount St. Mary's (11/28/16)
Career: 2 vs. Mount St. Mary's (11/28/16)

3-POINT FG ATTEMPTS

Season: 5 vs. North Florida (12/10/16)
Career: 5 vs. North Florida (12/10/16)

FREE THROWS MADE

Season: 4 (2x) last vs. Stephen F. Austin (12/1/16)
Career: 4 (2x) last vs. Stephen F. Austin (12/1/16)

FREE THROWS ATTEMPTS

Season: 6 vs. UT Arlington (11/18/16)
Career: 6 vs. UT Arlington (11/18/16)

REBOUNDS

Season: 6 (2x) last vs. Austin Peay (12/3/16)
Career: 6 (2x) last vs. Austin Peay (12/3/16)

ASSISTS

Season: 4 vs. Fort Wayne (11/11/16)
Career: 4 vs. Fort Wayne (11/11/16)

STEALS

Season: 3 (2x) last vs. North Florida (12/10/16)
Career: 3 (2x) last vs. North Florida (12/10/16)

BLOCKS

Season: 2 vs. North Florida (12/10/16)
Career: 2 vs. North Florida (12/10/16)

MINUTES

Season: 31 vs. UT Arlington (11/18/16)
Career: 31 vs. UT Arlington (11/18/16)

» CAREER STATISTICS AT ARKANSAS »

| | | | Total | | 3-Point | | F-Throws | | Rebounds | | | | | | | | | | | Scoring | |
|---------|-------|----------|--------|------|---------|------|----------|------|----------|-----|-----|-----|----|----|-----|----|-----|-----|-----|---------|--|
| Season | gp-gs | min/avg | fg-fga | pct | fg-fga | pct | ft-fa | pct | off | def | tot | avg | pf | fo | ast | to | blk | stl | pts | avg | |
| 2016-17 | 11-9 | 257/23.4 | 44-99 | .444 | 7-27 | .259 | 17-26 | .654 | 9 | 27 | 36 | 3.3 | 23 | 0 | 25 | 23 | 4 | 14 | 112 | 10.2 | |
| TOTAL | 11-9 | 257/23.4 | 44-99 | .444 | 7-27 | .259 | 17-26 | .654 | 9 | 27 | 36 | 3.3 | 23 | 0 | 25 | 23 | 4 | 14 | 112 | 10.2 | |

at forward... a six-nine junior... from Madison, Arkansas... number one...

TREY THOMPSON



@T_Top24 NEWS & NOTES »

- Second on the team in blocks with eight.
- Has multiple blocks in four games this year.
- Is set to graduate a year early this summer and start graduate school next fall during his senior year.
- Averaged 3.1 points and 4.3 rebounds per game last season as a sophomore.
- Scored a career high 13 points against LSU (2/23/16) after going a perfect 6-6 from the field.
- Recorded a career high nine rebounds and four blocked shots against Texas Tech last season (1/30/16).
- Went to high school with teammate RJ Gasper.

» GAME-BY-GAME STATS »

| Opponent | Date | gs | min | Total fg-fga | pct | 3-Pointers 3fg-fga | pct | Free throws ft-fa | pct | Rebounds off | def | tot | avg | pf | a | t/o | blk | stl | pts | avg |
|--------------------|----------|----|-----|-----------------|-------|-----------------------|------|----------------------|-------|-----------------|-----|-----|-----|----|---|-----|-----|-----|-----|-----|
| FORT WAYNE | 11/11/16 | 13 | | 2-2 | 1.000 | 0-0 | .000 | 1-2 | .500 | 0 | 4 | 4 | 4.0 | 3 | 1 | 0 | 2 | 0 | 5 | 5.0 |
| SOUTHERN ILLINOIS | 11/14/16 | 15 | | 1-3 | .333 | 0-0 | .000 | 2-2 | 1.000 | 1 | 3 | 4 | 4.0 | 3 | 1 | 1 | 0 | 1 | 4 | 4.5 |
| UT ARLINGTON | 11/18/16 | 7 | | 1-2 | .500 | 0-0 | .000 | 1-1 | 1.000 | 3 | 1 | 4 | 4.0 | 2 | 0 | 2 | 0 | 0 | 3 | 4.0 |
| at Minnesota | 11/22/16 | 13 | | 0-0 | .000 | 0-0 | .000 | 0-0 | .000 | 0 | 3 | 3 | 3.8 | 1 | 2 | 1 | 0 | 0 | 0 | 3.0 |
| MOUNT ST. MARY'S | 11/28/16 | 13 | | 0-1 | .000 | 0-0 | .000 | 0-0 | .000 | 1 | 4 | 5 | 4.0 | 3 | 1 | 0 | 0 | 1 | 0 | 2.4 |
| STEPHEN F. AUSTIN | 12/01/16 | 6 | | 0-0 | .000 | 0-0 | .000 | 0-0 | .000 | 0 | 1 | 1 | 3.5 | 3 | 0 | 0 | 0 | 0 | 0 | 2.0 |
| AUSTIN PEAY | 12/03/16 | 13 | | 2-2 | 1.000 | 0-0 | .000 | 0-0 | .000 | 2 | 2 | 4 | 3.6 | 0 | 1 | 0 | 2 | 2 | 4 | 2.3 |
| HOUSTON | 12/06/16 | 13 | | 2-2 | 1.000 | 0-0 | .000 | 0-0 | .000 | 0 | 1 | 1 | 3.3 | 3 | 2 | 0 | 2 | 0 | 4 | 2.5 |
| NORTH FLORIDA | 12/10/16 | 13 | | 2-2 | 1.000 | 0-0 | .000 | 2-4 | .500 | 2 | 0 | 2 | 3.1 | 2 | 0 | 0 | 0 | 1 | 6 | 2.9 |
| vs Texas | 12/17/16 | 8 | | 1-4 | .250 | 0-0 | .000 | 1-2 | .500 | 2 | 1 | 3 | 3.1 | 2 | 0 | 0 | 0 | 0 | 3 | 2.9 |
| NORTH DAKOTA STATE | 12/20/16 | 12 | | 1-2 | .500 | 0-0 | .000 | 0-0 | .000 | 0 | 4 | 4 | 3.2 | 4 | 0 | 2 | 2 | 0 | 2 | 2.8 |
| Totals | | 0 | 126 | 12-20 | .600 | 0-0 | .000 | 7-11 | .636 | 11 | 24 | 35 | 3.2 | 26 | 8 | 6 | 8 | 5 | 31 | 2.8 |

Games played: 11
Minutes/game: 11.5
Points/game: 2.8
FG Pct: 60.0
FT Pct: 63.6

Rebounds/game: 3.2
Assists/game: 0.7
Turnovers/game: 0.5
Assist/turnover ratio: 1.3
Steals/game: 0.5
Blocks/game: 0.7

» SEASON/CAREER HIGHS »

POINTS

Season: 6 vs. North Florida (12/10/16)
Career: 13 vs. LSU (Feb. 23, 2016)

FIELD GOALS

Season: 2 (4x) last vs. North Florida (12/10/16)
Career: 6 vs. LSU (2/23/16)

FIELD GOALS ATTEMPTED

Season: 4 vs. Texas (12/17/16)
Career: 7 vs. Tennessee Tech (12/12/15)

3-POINT FIELD GOALS

Season: --
Career: --

3-POINT FG ATTEMPTS

Season: --
Career: --

FREE THROWS MADE

Season: 2 (2x) last vs. North Florida (12/10/16)
Career: 4 at Texas A&M (1/2/16)

FREE THROWS ATTEMPTS

Season: 4 vs. North Florida (12/10/16)
Career: 5 at Texas A&M (1/2/16)

REBOUNDS

Season: 5 vs. Mount St. Mary's (11/28/16)
Career: 9 vs. Texas Tech (1/30/16)

ASSISTS

Season: 2 (2x) last vs. Houston (12/6/16)
Career: 5 vs. North Florida (12/22/15)

STEALS

Season: 2 vs. Austin Peay (12/3/16)
Career: 2 vs. Austin Peay (12/3/16)

BLOCKS

Season: 2 (4x) last vs. North Dakota State (12/20/16)
Career: 4 vs. Texas Tech (1/30/16)

MINUTES

Season: 15 vs. Southern Illinois (11/14/16)
Career: 29 vs. LSU (2/23/16)

» CAREER STATISTICS AT ARKANSAS »

| Season | gp-gs | min/avg | Total fg-fga | pct | 3-Point fg-fga | pct | F-Throws ft-fa | pct | Rebounds off | def | tot | avg | Scoring pf | fo | ast | to | blk | stl | pts | avg |
|---------|-------|----------|-----------------|------|-------------------|------|-------------------|-------|-----------------|-----|-----|-----|---------------|----|-----|----|-----|-----|-----|-----|
| 2014-15 | 14-0 | 33/2.4 | 1-5 | .200 | 0-0 | .000 | 3-3 | 1.000 | 3 | 3 | 6 | 0.4 | 3 | 0 | 1 | 4 | 1 | 1 | 5 | 0.4 |
| 2015-16 | 29-1 | 503/17.3 | 37-61 | .607 | 0-0 | .000 | 16-31 | .516 | 28 | 96 | 124 | 4.3 | 88 | 6 | 36 | 33 | 27 | 13 | 90 | 3.1 |
| 2016-17 | 11-0 | 126/11.5 | 12-20 | .600 | 0-0 | .000 | 7-11 | .636 | 11 | 24 | 35 | 3.2 | 26 | 0 | 8 | 6 | 8 | 5 | 31 | 2.8 |
| TOTAL | 54-1 | 662/12.3 | 50-86 | .581 | 0-0 | .000 | 26-45 | .578 | 42 | 123 | 165 | 3.1 | 117 | 6 | 45 | 43 | 36 | 19 | 126 | 2.3 |

at forward... a **six-six** freshman... from Campti, **Louisiana**... number **two**...

ADRIOBAILEY



@AdrioBailey NEWS & NOTES »

- Led the team in points (14) and rebounds (7) in the 99-62 victory over Austin Peay.
- Recorded career highs in points (14), rebounds (7), assists (2) and blocks (2) against Austin Peay.
- Scored his first collegiate points against Stephen F. Austin, a back door cut for a throw down slam.
- Ranked the No. 11 player in the state of Louisiana.
- Ranked the No. 50 small forward in the 2016 class by Rivals.com.
- Averaged 19.5 points, 12.7 rebounds and 3.9 blocks per game last season as a senior in high school.

» GAME-BY-GAME STATS »

| Opponent | Date | gs | min | Total | | 3-Pointers | | Free throws | | Rebounds | | | | pf | a | t/o | blk | stl | pts | avg |
|--------------------|----------|-----|-----|--------|-------|------------|------|-------------|------|----------|-----|-----|-----|----|---|-----|-----|-----|-----|-----|
| | | | | fg-fga | pct | 3fg-fga | pct | ft-fa | pct | off | def | tot | avg | | | | | | | |
| FORT WAYNE | 11/11/16 | 3 | | 0-0 | .000 | 0-0 | .000 | 0-0 | .000 | 0 | 1 | 1 | 1.0 | 1 | 0 | 1 | 0 | 0 | 0 | 0.0 |
| SOUTHERN ILLINOIS | 11/14/16 | 7 | | 0-1 | .000 | 0-0 | .000 | 0-2 | .000 | 1 | 0 | 1 | 1.0 | 1 | 0 | 3 | 0 | 0 | 0 | 0.0 |
| UT ARLINGTON | 11/18/16 | dnp | | - | - | - | - | - | - | - | - | - | - | - | - | - | - | - | - | - |
| at Minnesota | 11/22/16 | 5 | | 0-1 | .000 | 0-0 | .000 | 0-0 | .000 | 0 | 1 | 1 | 1.0 | 0 | 0 | 0 | 0 | 0 | 0 | 0.0 |
| MOUNT ST. MARY'S | 11/28/16 | 4 | | 0-0 | .000 | 0-0 | .000 | 0-0 | .000 | 0 | 0 | 0 | 0.8 | 0 | 1 | 0 | 0 | 1 | 0 | 0.0 |
| STEPHEN F. AUSTIN | 12/01/16 | 12 | | 1-1 | 1.000 | 0-0 | .000 | 0-0 | .000 | 0 | 0 | 0 | 0.6 | 4 | 0 | 1 | 0 | 0 | 2 | 0.4 |
| AUSTIN PEAY | 12/03/16 | 18 | | 7-8 | .875 | 0-0 | .000 | 0-0 | .000 | 4 | 3 | 7 | 1.7 | 2 | 2 | 2 | 2 | 1 | 14 | 2.7 |
| HOUSTON | 12/06/16 | 7 | | 0-1 | .000 | 0-0 | .000 | 1-2 | .500 | 1 | 1 | 2 | 1.7 | 1 | 1 | 1 | 0 | 0 | 1 | 2.4 |
| NORTH FLORIDA | 12/10/16 | 6 | | 1-1 | 1.000 | 0-0 | .000 | 1-2 | .500 | 1 | 0 | 1 | 1.6 | 1 | 0 | 0 | 0 | 0 | 3 | 2.5 |
| vs Texas | 12/17/16 | dnp | | - | - | - | - | - | - | - | - | - | - | - | - | - | - | - | - | - |
| NORTH DAKOTA STATE | 12/20/16 | 9 | | 1-2 | .500 | 0-0 | .000 | 0-1 | .000 | 0 | 1 | 1 | 1.6 | 0 | 0 | 0 | 0 | 1 | 2 | 2.4 |
| Totals | | 0 | 71 | 10-15 | .667 | 0-0 | .000 | 2-7 | .286 | 7 | 7 | 14 | 1.6 | 10 | 4 | 8 | 2 | 3 | 22 | 2.4 |

Games played: 9
Minutes/game: 7.9
Points/game: 2.4
FG Pct: 66.7
FT Pct: 28.6

Rebounds/game: 1.6
Assists/game: 0.4
Turnovers/game: 0.9
Assist/turnover ratio: 0.5
Steals/game: 0.3
Blocks/game: 0.2

» SEASON/CAREER HIGHS »

POINTS

Season: 14 vs. Austin Peay (12/3/16)

Career: 14 vs. Austin Peay (12/3/16)

FIELD GOALS

Season: 7 vs. Austin Peay (12/3/16)

Career: 7 vs. Austin Peay (12/3/16)

FIELD GOALS ATTEMPTED

Season: 8 vs. Austin Peay (12/3/16)

Career: 8 vs. Austin Peay (12/3/16)

3-POINT FIELD GOALS

Season: --

Career: --

3-POINT FG ATTEMPTS

Season: --

Career: --

FREE THROWS MADE

Season: 1 vs. North Florida (12/10/16)

Career: 1 vs. North Florida (12/10/16)

FREE THROWS ATTEMPTS

Season: 2 (2x) last vs. North Florida (12/10/16)

Career: 2 (2x) last vs. North Florida (12/10/16)

REBOUNDS

Season: 7 vs. Austin Peay (12/3/16)

Career: 7 vs. Austin Peay (12/3/16)

ASSISTS

Season: 2 vs. Austin Peay (12/3/16)

Career: 2 vs. Austin Peay (12/3/16)

STEALS

Season: 1 (3x) last vs. North Dakota State (12/20/16)

Career: 1 (3x) last vs. North Dakota State (12/20/16)

BLOCKS

Season: 2 vs. Austin Peay (12/3/16)

Career: 2 vs. Austin Peay (12/3/16)

MINUTES

Season: 18 vs. Austin Peay (12/3/16)

Career: 18 vs. Austin Peay (12/3/16)

» CAREER STATISTICS AT ARKANSAS »

| | | | Total | | 3-Point | | F-Throws | | Rebounds | | | | | | | | | | | Scoring | |
|---------|-------|---------|--------|------|---------|------|----------|------|----------|-----|-----|-----|----|----|-----|----|-----|-----|-----|---------|--|
| Season | gp-gs | min/avg | fg-fga | pct | fg-fga | pct | ft-fa | pct | off | def | tot | avg | pf | fo | ast | to | blk | stl | pts | avg | |
| 2016-17 | 9-0 | 71/7.9 | 10-15 | .667 | 0-0 | .000 | 2-7 | .286 | 7 | 7 | 14 | 1.6 | 10 | 0 | 4 | 8 | 2 | 3 | 22 | 2.4 | |
| TOTAL | 9-0 | 71/7.9 | 10-15 | .667 | 0-0 | .000 | 2-7 | .286 | 7 | 7 | 14 | 1.6 | 10 | 0 | 4 | 8 | 2 | 3 | 22 | 2.4 | |

at guard... a **six-three** redshirt-senior... from Little Rock, **Arkansas**... number **three**...

DUSTY HANNAHS



» @D_Hannahs NEWS & NOTES »

- Took his last final exam last Wednesday and finished his degree from the Walton College of Business.
- Has scored in double figures in 18 straight contests dating back to last season.
- Of the 383 players in the nation who have scored 150+ points, Hannahs is 30th in points per 40 mins with 27.0.
- Is 41-of-45 (.911) from the charity stripe this season and ranks 25th in the country.
- Leads the team in scoring at 15.7 points per game.
- Reached the 1,000 point club for his career in the season opener with a 23-point effort.
- Scheduled to graduate in December with a degree Supply Chain Management.
- Named to the Preseason Second Team All-SEC as voted on by the league coaches.
- One of 20 players on the Jerry West Shooting Guard of the Year Award watch list.
- Ranked No. 97 player in the nation by CBS Sports.

» GAME-BY-GAME STATS »

| Opponent | Date | gs | min | Total | | 3-Pointers | | Free throws | | Rebounds | | | | pf | a | t/o | blk | stl | pts | avg |
|--------------------|----------|----|-----|--------|------|------------|------|-------------|-------|----------|-----|-----|-----|----|----|-----|-----|-----|-----|------|
| | | | | fg-fga | pct | 3fg-fga | pct | ft-fa | pct | off | def | tot | avg | | | | | | | |
| FORT WAYNE | 11/11/16 | * | 30 | 7-17 | .412 | 1-6 | .167 | 8-10 | .800 | 1 | 0 | 1 | 1.0 | 1 | 2 | 1 | 0 | 1 | 23 | 23.0 |
| SOUTHERN ILLINOIS | 11/14/16 | * | 20 | 5-7 | .714 | 5-6 | .833 | 4-4 | 1.000 | 1 | 4 | 5 | 3.0 | 2 | 1 | 1 | 0 | 0 | 19 | 21.0 |
| UT ARLINGTON | 11/18/16 | * | 27 | 2-10 | .200 | 2-7 | .286 | 5-6 | .833 | 1 | 0 | 1 | 2.3 | 1 | 2 | 0 | 0 | 1 | 11 | 17.7 |
| at Minnesota | 11/22/16 | * | 29 | 7-12 | .583 | 1-2 | .500 | 5-5 | 1.000 | 1 | 1 | 2 | 2.3 | 1 | 0 | 3 | 0 | 0 | 20 | 18.3 |
| MOUNT ST. MARY'S | 11/28/16 | * | 20 | 4-14 | .286 | 0-5 | .000 | 4-4 | 1.000 | 1 | 1 | 2 | 2.2 | 1 | 1 | 1 | 0 | 1 | 12 | 17.0 |
| STEPHEN F. AUSTIN | 12/01/16 | * | 24 | 5-9 | .556 | 0-2 | .000 | 5-5 | 1.000 | 0 | 0 | 0 | 1.8 | 1 | 2 | 1 | 0 | 1 | 15 | 16.7 |
| AUSTIN PEAY | 12/03/16 | | 21 | 5-12 | .417 | 3-5 | .600 | 0-0 | .000 | 0 | 1 | 1 | 1.7 | 2 | 0 | 0 | 0 | 0 | 13 | 16.1 |
| HOUSTON | 12/06/16 | | 17 | 6-11 | .545 | 2-5 | .400 | 3-3 | 1.000 | 1 | 0 | 1 | 1.6 | 2 | 1 | 2 | 0 | 0 | 17 | 16.3 |
| NORTH FLORIDA | 12/10/16 | | 25 | 5-10 | .500 | 2-6 | .333 | 5-5 | 1.000 | 0 | 1 | 1 | 1.6 | 0 | 3 | 2 | 1 | 0 | 17 | 16.3 |
| vs Texas | 12/17/16 | | 24 | 5-11 | .455 | 3-6 | .500 | 2-3 | .667 | 0 | 0 | 0 | 1.4 | 3 | 1 | 2 | 0 | 2 | 15 | 16.2 |
| NORTH DAKOTA STATE | 12/20/16 | | 19 | 4-10 | .400 | 3-7 | .429 | 0-0 | .000 | 0 | 2 | 2 | 1.5 | 1 | 3 | 2 | 0 | 1 | 11 | 15.7 |
| Totals | | 6 | 256 | 55-123 | .447 | 22-57 | .386 | 41-45 | .911 | 6 | 10 | 16 | 1.5 | 15 | 16 | 15 | 1 | 7 | 173 | 15.7 |

Games played: 11
Minutes/game: 23.3
Points/game: 15.7
FG Pct: 44.7
3FG Pct: 38.6
FT Pct: 91.1

Rebounds/game: 1.5
Assists/game: 1.5
Turnovers/game: 1.4
Assist/turnover ratio: 1.1
Steals/game: 0.6
Blocks/game: 0.1

» SEASON/CAREER HIGHS »

POINTS

Season: 23 vs. Fort Wayne (11/11/16)
Career: 33 vs. Florida (3/10/16)

FIELD GOALS

Season: 7 (2x) last at Minnesota (11/22/16)
Career: 12 vs. Florida (3/10/16)

FIELD GOALS ATTEMPTED

Season: 17 vs. Fort Wayne (11/11/16)
Career: 23 vs. Florida (3/10/16)

3-POINT FIELD GOALS

Season: 5 vs. Southern Illinois (11/14/16)
Career: 8 vs. Mississippi State (1/9/16)

3-POINT FG ATTEMPTS

Season: 7 vs. North Dakota State (12/20/16)
Career: 13 vs. Mississippi State (1/9/16)

FREE THROWS MADE

Season: 8 vs. Fort Wayne (11/11/16)
Career: 10 vs. Evansville (12/8/15)

FREE THROWS ATTEMPTS

Season: 10 vs. Fort Wayne (11/11/16)
Career: 10 (3x) last vs. Fort Wayne (11/11/16)

REBOUNDS

Season: 5 vs. Southern Illinois (11/14/16)
Career: 6 (2x) last vs. Missouri (2/20/16)

ASSISTS

Season: 3 (2x) last vs. North Dakota State (12/20/16)
Career: 6 at West Virginia (1/22/14)[^]

STEALS

Season: 2 vs. Texas (12/17/16)
Career: 3 (2x) last vs. Mississippi State (1/9/15)

BLOCKS

Season: 1 vs. North Florida (12/10/16)
Career: 1 (3x) last vs. North Florida (12/10/16)

MINUTES

Season: 30 vs. Fort Wayne (11/11/16)
Career: 40 vs. Texas Tech (1/30/16)

[^] - at Texas Tech

» CAREER STATISTICS AT ARKANSAS »

| | | | Total | | 3-Point | | F-Throws | | Rebounds | | | | | | | | | | | Scoring | |
|---------|-------|-----------|---------|------|---------|------|----------|------|----------|-----|-----|-----|----|----|-----|----|-----|-----|-----|---------|--|
| Season | gp-gs | min/avg | fg-fga | pct | fg-fga | pct | ft-fa | pct | off | def | tot | avg | pf | fo | ast | to | blk | stl | pts | avg | |
| 2015-16 | 32-20 | 866/27.1 | 174-380 | .458 | 81-187 | .433 | 100-115 | .870 | 19 | 58 | 77 | 2.4 | 68 | 0 | 29 | 41 | 0 | 20 | 529 | 16.5 | |
| 2016-17 | 11-6 | 256/23.3 | 55-123 | .447 | 22-57 | .386 | 41-45 | .911 | 6 | 10 | 16 | 1.5 | 15 | 0 | 16 | 15 | 1 | 7 | 173 | 15.7 | |
| TOTAL | 43-26 | 1122/26.1 | 229-503 | .455 | 103-244 | .422 | 141-160 | .881 | 25 | 68 | 93 | 2.2 | 83 | 0 | 45 | 56 | 1 | 27 | 702 | 16.3 | |

at guard... a six-three junior... from Little Rock, Arkansas... number four...

DARYL MACON



» @YoD4__ NEWS & NOTES »

- Has led the team in scoring in each of the last two games.
- Scored a career-high 23 points against Texas and was named the Lone Star Shootout MVP.
- His 14-of-14 free throw performance against Texas was the 2nd most makes in program history without a miss.
- Has made 21 consecutive free throws over the last three games.
- Has scored at least 12 points in eight of the 11 games this season, including four straight.
- Is the only player in the last 30 years to have 13+ points, 7+ rebounds, 5+ assists and 4+ steals in his Razorback debut. (Via @HogStats)
- Had a game-high 5 assists against Stephen F. Austin.
- Second on the team in scoring at 12.7 points per game.
- Ranked as the No. 3 junior college transfer in the 2016 class.
- Named one of 15 Impact JUCO Transfers by Jon Rothstein.
- Averaged 23.9 points, 3.7 rebounds, and 3.2 assists per game as a sophomore at Holmes CC.

» GAME-BY-GAME STATS »

| Opponent | Date | gs | min | Total | | 3-Pointers | | Free throws | | Rebounds | | | | pf | a | t/o | blk | stl | pts | avg | |
|--------------------|----------|----|-----|--------|-------|------------|-------|-------------|-------|----------|-----|-----|-----|-----|----|-----|-----|-----|-----|------|------|
| | | | | fg-fga | pct | 3fg-fga | pct | ft-fa | pct | off | def | tot | avg | | | | | | | | |
| FORT WAYNE | 11/11/16 | * | 33 | 5-11 | .455 | 2-6 | .333 | 1-2 | .500 | 2 | 5 | 7 | 7.0 | 3 | 5 | 4 | 0 | 4 | 13 | 13.0 | |
| SOUTHERN ILLINOIS | 11/14/16 | * | 20 | 4-6 | .667 | 4-6 | .667 | 0-0 | .000 | 0 | 2 | 2 | 4.5 | 2 | 5 | 0 | 1 | 1 | 12 | 12.5 | |
| UT ARLINGTON | 11/18/16 | * | 26 | 2-6 | .333 | 0-3 | .000 | 3-4 | .750 | 0 | 2 | 2 | 3.7 | 4 | 0 | 1 | 0 | 2 | 7 | 10.7 | |
| at Minnesota | 11/22/16 | * | 26 | 4-11 | .364 | 0-4 | .000 | 4-4 | 1.000 | 1 | 4 | 5 | 4.0 | 1 | 1 | 5 | 0 | 2 | 12 | 11.0 | |
| MOUNT ST. MARY'S | 11/28/16 | | 18 | 4-7 | .571 | 2-3 | .667 | 5-6 | .833 | 0 | 0 | 0 | 3.2 | 3 | 2 | 1 | 0 | 0 | 15 | 11.8 | |
| STEPHEN F. AUSTIN | 12/01/16 | | 22 | 3-8 | .375 | 1-4 | .250 | 0-0 | .000 | 0 | 0 | 0 | 2.7 | 3 | 5 | 1 | 0 | 2 | 7 | 11.0 | |
| AUSTIN PEAY | 12/03/16 | * | 15 | 4-7 | .571 | 0-3 | .000 | 0-0 | .000 | 0 | 4 | 4 | 2.9 | 2 | 1 | 1 | 0 | 1 | 8 | 10.6 | |
| HOUSTON | 12/06/16 | * | 30 | 5-9 | .556 | 3-4 | .750 | 4-5 | .800 | 1 | 2 | 3 | 2.9 | 1 | 3 | 3 | 0 | 1 | 17 | 11.4 | |
| NORTH FLORIDA | 12/10/16 | * | 23 | 3-6 | .500 | 2-5 | .400 | 5-5 | 1.000 | 0 | 4 | 4 | 3.0 | 2 | 4 | 3 | 0 | 3 | 13 | 11.6 | |
| vs Texas | 12/17/16 | * | 29 | 4-12 | .333 | 1-5 | .200 | 14-14 | 1.000 | 1 | 3 | 4 | 3.1 | 1 | 3 | 1 | 0 | 1 | 23 | 12.7 | |
| NORTH DAKOTA STATE | 12/20/16 | * | 24 | 5-12 | .417 | 3-5 | .600 | 2-2 | 1.000 | 4 | 2 | 6 | 3.4 | 0 | 5 | 4 | 0 | 1 | 15 | 12.9 | |
| Totals | | | 9 | 266 | 43-95 | .453 | 18-48 | .375 | 38-42 | .905 | 9 | 28 | 37 | 3.4 | 22 | 34 | 24 | 1 | 18 | 142 | 12.9 |

Games played: 11
Minutes/game: 24.2
Points/game: 12.9
FG Pct: 45.3
3FG Pct: 37.5
FT Pct: 90.5

Rebounds/game: 3.4
Assists/game: 3.1
Turnovers/game: 2.2
Assist/turnover ratio: 1.4
Steals/game: 1.6
Blocks/game: 0.1

» SEASON/CAREER HIGHS »

POINTS

Season: 23 vs. Texas (12/17/16)

Career: 23 vs. Texas (12/17/16)

FIELD GOALS

Season: 5 (3x) last vs. North Dakota State (12/20/16)

Career: 5 (3x) last vs. North Dakota State (12/20/16)

FIELD GOALS ATTEMPTED

Season: 12 (2x) last vs. North Dakota State (12/20/16)

Career: 12 (2x) last vs. North Dakota State (12/20/16)

3-POINT FIELD GOALS

Season: 4 vs. Southern Illinois (11/14/16)

Career: 4 vs. Southern Illinois (11/14/16)

3-POINT FG ATTEMPTS

Season: 6 (2x) last vs. Southern Illinois (11/14/16)

Career: 6 (2x) last vs. Southern Illinois (11/14/16)

FREE THROWS MADE

Season: 14 vs. Texas (12/17/16)

Career: 14 vs. Texas (12/17/16)

FREE THROWS ATTEMPTS

Season: 14 vs. Texas (12/17/16)

Career: 14 vs. Texas (12/17/16)

REBOUNDS

Season: 7 vs. Fort Wayne (11/11/16)

Career: 7 vs. Fort Wayne (11/11/16)

ASSISTS

Season: 5 (3x) last vs. North Dakota State (12/20/16)

Career: 5 (3x) last vs. North Dakota State (12/20/16)

STEALS

Season: 4 vs. Fort Wayne (11/11/16)

Career: 4 vs. Fort Wayne (11/11/16)

BLOCKS

Season: 1 vs. Southern Illinois (11/14/16)

Career: 1 vs. Southern Illinois (11/14/16)

MINUTES

Season: 33 vs. Fort Wayne (11/11/16)

Career: 33 vs. Fort Wayne (11/11/16)

» CAREER STATISTICS AT ARKANSAS »

| | | | Total | | 3-Point | | F-Throws | | Rebounds | | | | | | | | | | | Scoring | |
|---------|-------|----------|--------|------|---------|------|----------|------|----------|-----|-----|-----|----|----|-----|----|-----|-----|-----|---------|--|
| Season | gp-gs | min/avg | fg-fga | pct | fg-fga | pct | ft-fa | pct | off | def | tot | avg | pf | fo | ast | to | blk | stl | pts | avg | |
| 2016-17 | 11-9 | 266/24.2 | 43-95 | .453 | 18-48 | .375 | 38-42 | .905 | 9 | 28 | 37 | 3.4 | 22 | 0 | 34 | 24 | 1 | 18 | 142 | 12.9 | |
| TOTAL | 11-9 | 266/24.2 | 43-95 | .453 | 18-48 | .375 | 38-42 | .905 | 9 | 28 | 37 | 3.4 | 22 | 0 | 34 | 24 | 1 | 18 | 142 | 12.9 | |

at forward... a six-eight junior... from St. Louis, Missouri... number five...

ARLANDO COOK



@ ballxbooks NEWS & NOTES »

- Went 4-for-4 from the charity stripe in the final 2 minutes against Texas.
- Played a season-high 17 minutes off the bench against Texas.
- Three of his four baskets against Southern Illinois were lay-ups in transition.
- Has a rebound in six straight games and has scored in eight of 10 games this season.
- Junior college transfer from Connors State College
- Ranked as the No. 6 junior college transfer in the 2016 class.
- Averaged 16.0 points and 10.1 rebounds per game last season as a sophomore at Connors State College.
- Totaled 15 double-doubles, eight 20-point games and 16 10+ rebound performances last season.

» GAME-BY-GAME STATS »

| Opponent | Date | Total | | 3-Pointers | | Free throws | | Rebounds | | | pf | a | t/o | blk | stl | pts | avg | | | |
|--------------------|----------|--------|-----|------------|------|-------------|------|----------|------|-----|----|-----|-----|-----|-----|-----|-----|-----|-----|-----|
| | | fg-fga | pct | 3fg-fga | pct | ft-fa | pct | off | def | tot | | | | | | | | avg | | |
| FORT WAYNE | 11/11/16 | 5 | 0-0 | .000 | 0-0 | .000 | 0-0 | .000 | 0 | 0 | 0 | 0 | 0 | 0 | 0 | 0 | 0.0 | | | |
| SOUTHERN ILLINOIS | 11/14/16 | 13 | 4-8 | .500 | 0-0 | .000 | 1-1 | 1.000 | 0 | 2 | 2 | 1.0 | 0 | 0 | 1 | 1 | 9 | 4.5 | | |
| UT ARLINGTON | 11/18/16 | 13 | 0-2 | .000 | 0-0 | .000 | 1-2 | .500 | 1 | 0 | 1 | 1.0 | 0 | 0 | 1 | 1 | 1 | 3.3 | | |
| at Minnesota | 11/22/16 | 14 | 2-3 | .667 | 0-0 | .000 | 0-0 | .000 | 0 | 0 | 0 | 0.8 | 4 | 0 | 3 | 1 | 4 | 3.5 | | |
| MOUNT ST. MARY'S | 11/28/16 | 13 | 1-4 | .250 | 0-0 | .000 | 1-2 | .500 | 0 | 2 | 2 | 1.0 | 1 | 1 | 0 | 0 | 3 | 3.4 | | |
| STEPHEN F. AUSTIN | 12/01/16 | 9 | 1-2 | .500 | 0-0 | .000 | 0-0 | .000 | 1 | 0 | 1 | 1.0 | 0 | 0 | 0 | 0 | 2 | 3.2 | | |
| AUSTIN PEAY | 12/03/16 | 15 | 2-4 | .500 | 0-0 | .000 | 0-0 | .000 | 3 | 0 | 3 | 1.3 | 1 | 2 | 0 | 0 | 1 | 4 | 3.3 | |
| HOUSTON | 12/06/16 | 10 | 0-1 | .000 | 0-0 | .000 | 0-0 | .000 | 1 | 0 | 1 | 1.3 | 0 | 0 | 0 | 0 | 0 | 2.9 | | |
| NORTH FLORIDA | 12/10/16 | 12 | 2-4 | .500 | 0-0 | .000 | 0-0 | .000 | 3 | 1 | 4 | 1.6 | 2 | 0 | 1 | 0 | 2 | 4 | 3.0 | |
| vs Texas | 12/17/16 | 17 | 1-1 | 1.000 | 0-0 | .000 | 4-4 | 1.000 | 0 | 2 | 2 | 1.6 | 4 | 1 | 0 | 1 | 1 | 6 | 3.3 | |
| NORTH DAKOTA STATE | 12/20/16 | 13 | 1-3 | .333 | 0-0 | .000 | 2-2 | 1.000 | 1 | 2 | 3 | 1.7 | 0 | 1 | 0 | 0 | 4 | 3.4 | | |
| Totals | | 0 | 134 | 14-32 | .438 | 0-0 | .000 | 9-11 | .818 | 10 | 9 | 19 | 1.7 | 15 | 5 | 8 | 4 | 7 | 37 | 3.4 |

Games played: 11
Minutes/game: 12.2
Points/game: 3.4
FG Pct: 43.8
FT Pct: 81.8

Rebounds/game: 1.7
Assists/game: 0.5
Turnovers/game: 0.7
Assist/turnover ratio: 0.6
Steals/game: 0.6
Blocks/game: 0.4

» SEASON/CAREER HIGHS »

POINTS

Season: 9 vs. Southern Illinois (11/14/16)
Career: 9 vs. Southern Illinois (11/14/16)

FIELD GOALS

Season: 4 vs. Southern Illinois (11/14/16)
Career: 4 vs. Southern Illinois (11/14/16)

FIELD GOALS ATTEMPTED

Season: 8 vs. Southern Illinois (11/14/16)
Career: 8 vs. Southern Illinois (11/14/16)

3-POINT FIELD GOALS

Season: --
Career: --

3-POINT FG ATTEMPTS

Season: --
Career: --

FREE THROWS MADE

Season: 4 vs. Texas (12/17/16)
Career: 4 vs. Texas (12/17/16)

FREE THROWS ATTEMPTS

Season: 4 vs. Texas (12/17/16)
Career: 4 vs. Texas (12/17/16)

REBOUNDS

Season: 4 vs. North Florida (12/10/16)
Career: 4 vs. North Florida (12/10/16)

ASSISTS

Season: 2 vs. Austin Peay (12/3/16)
Career: 2 vs. Austin Peay (12/3/16)

STEALS

Season: 2 vs. North Florida (12/10/16)
Career: 2 vs. North Florida (12/10/16)

BLOCKS

Season: 1 (4x) last vs. Texas (12/17/16)
Career: 1 (4x) last vs. Texas (12/17/16)

MINUTES

Season: 17 vs. Texas (12/17/16)
Career: 17 vs. Texas (12/17/16)

» CAREER STATISTICS AT ARKANSAS »

| | | | Total | | 3-Point | | F-Throws | | Rebounds | | | | | | | | | | | Scoring | |
|---------|-------|----------|--------|------|---------|------|----------|------|----------|-----|-----|-----|----|----|-----|----|-----|-----|-----|---------|--|
| Season | gp-gs | min/avg | fg-fga | pct | fg-fga | pct | ft-fa | pct | off | def | tot | avg | pf | fo | ast | to | blk | stl | pts | avg | |
| 2016-17 | 11-0 | 134/12.2 | 14-32 | .438 | 0-0 | .000 | 9-11 | .818 | 10 | 9 | 19 | 1.7 | 15 | 0 | 5 | 8 | 4 | 7 | 37 | 3.4 | |
| TOTAL | 11-0 | 134/12.2 | 14-32 | .438 | 0-0 | .000 | 9-11 | .818 | 10 | 9 | 19 | 1.7 | 15 | 0 | 5 | 8 | 4 | 7 | 37 | 3.4 | |

at forward... a **six-eight** freshman... from Fort Wayne, **Indiana**... number **twelve**...

BRACHENHAZEN



@Brachen_ NEWS & NOTES »

- Tipped in his first points as a Razorback against Austin Peay off an offensive rebound.
- Saw his first action as a Razorback against Southern Illinois.
- Ranked the No. 7 player in the state of Indiana.
- No. 50 small forward in the 2016 class by 247Sports.
- Averaged 16.1 points, 9.3 rebounds, 2.6 assists, 1.4 steals and 1.8 blocks per game as a senior at Columbia City High School.

» GAME-BY-GAME STATS »

| Opponent | Date | gs | min | Total | | 3-Pointers | | Free throws | | Rebounds | | | | pf | a | t/o | blk | stl | pts | avg |
|--------------------|----------|-----|-----|--------|------|------------|------|-------------|------|----------|-----|-----|-----|----|---|-----|-----|-----|-----|-----|
| | | | | fg-fga | pct | 3fg-fga | pct | ft-fa | pct | off | def | tot | avg | | | | | | | |
| FORT WAYNE | 11/11/16 | dnp | | - | - | - | - | - | - | - | - | - | - | - | - | - | - | - | - | - |
| SOUTHERN ILLINOIS | 11/14/16 | 8 | | 0-0 | .000 | 0-0 | .000 | 0-0 | .000 | 1 | 1 | 2 | 2.0 | 3 | 0 | 4 | 0 | 0 | 0 | 0.0 |
| UT ARLINGTON | 11/18/16 | dnp | | - | - | - | - | - | - | - | - | - | - | - | - | - | - | - | - | - |
| at Minnesota | 11/22/16 | 3 | | 0-0 | .000 | 0-0 | .000 | 0-0 | .000 | 0 | 0 | 0 | 1.0 | 0 | 0 | 0 | 0 | 0 | 0 | 0.0 |
| MOUNT ST. MARY'S | 11/28/16 | 1 | | 0-0 | .000 | 0-0 | .000 | 0-2 | .000 | 0 | 0 | 0 | 0.7 | 0 | 0 | 0 | 0 | 0 | 0 | 0.0 |
| STEPHEN F. AUSTIN | 12/01/16 | 2 | | 0-0 | .000 | 0-0 | .000 | 0-0 | .000 | 0 | 1 | 1 | 0.8 | 0 | 0 | 0 | 0 | 0 | 0 | 0.0 |
| AUSTIN PEAY | 12/03/16 | 9 | | 1-2 | .500 | 0-0 | .000 | 0-0 | .000 | 1 | 0 | 1 | 0.8 | 1 | 0 | 0 | 0 | 0 | 2 | 0.4 |
| HOUSTON | 12/06/16 | dnp | | - | - | - | - | - | - | - | - | - | - | - | - | - | - | - | - | - |
| NORTH FLORIDA | 12/10/16 | 1 | | 0-0 | .000 | 0-0 | .000 | 0-0 | .000 | 0 | 0 | 0 | 0.7 | 0 | 0 | 0 | 0 | 0 | 0 | 0.3 |
| vs Texas | 12/17/16 | dnp | | - | - | - | - | - | - | - | - | - | - | - | - | - | - | - | - | - |
| NORTH DAKOTA STATE | 12/20/16 | 1 | | 0-0 | .000 | 0-0 | .000 | 1-2 | .500 | 0 | 0 | 0 | 0.6 | 0 | 0 | 0 | 0 | 0 | 1 | 0.4 |
| Totals | | 0 | 25 | 1-2 | .500 | 0-0 | .000 | 1-4 | .250 | 2 | 2 | 4 | 0.6 | 4 | 0 | 4 | 0 | 0 | 3 | 0.4 |

Games played: 7
Minutes/game: 3.6
Points/game: 0.4
FG Pct: 50.0
FT Pct: 25.0

Rebounds/game: 0.6
Turnovers/game: 0.6

» SEASON/CAREER HIGHS »

POINTS

Season: 2 vs. Austin Peay (12/3/16)
Career: 2 vs. Austin Peay (12/3/16)

FIELD GOALS

Season: 1 vs. Austin Peay (12/3/16)
Career: 1 vs. Austin Peay (12/3/16)

FIELD GOALS ATTEMPTED

Season: 2 vs. Austin Peay (12/3/16)
Career: 2 vs. Austin Peay (12/3/16)

3-POINT FIELD GOALS

Season: --
Career: --

3-POINT FG ATTEMPTS

Season: --
Career: --

FREE THROWS MADE

Season: 1 vs. North Dakota State (12/20/16)
Career: 1 vs. North Dakota State (12/20/16)

FREE THROWS ATTEMPTS

Season: 2 (2x) last vs. North Dakota State (12/20/16)
Career: 2 (2x) last vs. North Dakota State (12/20/16)

REBOUNDS

Season: 2 vs. Southern Illinois (11/14/16)
Career: 2 vs. Southern Illinois (11/14/16)

ASSISTS

Season:
Career:

STEALS

Season:
Career:

BLOCKS

Season:
Career:

MINUTES

Season: 9 vs. Austin Peay (12/3/16)
Career: 9 vs. Austin Peay (12/3/16)

» CAREER STATISTICS AT ARKANSAS »

| | | | Total | | 3-Point | | F-Throws | | Rebounds | | | | | | | | | | | Scoring | |
|---------|-------|---------|--------|------|---------|------|----------|------|----------|-----|-----|-----|----|----|-----|----|-----|-----|-----|---------|--|
| Season | gp-gs | min/avg | fg-fga | pct | fg-fga | pct | ft-fa | pct | off | def | tot | avg | pf | fo | ast | to | blk | stl | pts | avg | |
| 2016-17 | 7-0 | 25/3.6 | 1-2 | .500 | 0-0 | .000 | 1-4 | .250 | 2 | 2 | 4 | 0.6 | 4 | 0 | 0 | 4 | 0 | 0 | 3 | 0.4 | |
| TOTAL | 7-0 | 25/3.6 | 1-2 | .500 | 0-0 | .000 | 1-4 | .250 | 2 | 2 | 4 | 0.6 | 4 | 0 | 0 | 4 | 0 | 0 | 3 | 0.4 | |

at forward... a **six-eight** redshirt junior... from Texarkana, **Texas**... number **thirteen**...

DUSTINTHOMAS



» @YehThatsMe_DT13 NEWS & NOTES »

- Has an assist in five of the last seven games and three-plus helpers in three of the last five.
- Tied a career-high with four assists against Austin Peay.
- Scored nine first-half points against Mount St. Mary's to lead the team at the break.
- Sat out the season due to NCAA four-year transfer rules.
- Averaged 4.0 points and 2.5 rebounds per game over two years at Colorado.
- Scored a career high 17 points and three steals against Southern California his sophomore year.

» GAME-BY-GAME STATS »

| Opponent | Date | gs | min | Total | | 3-Pointers | | Free throws | | Rebounds | | | | pf | a | t/o | blk | stl | pts | avg | |
|--------------------|----------|----|-----|-------|-------|------------|-------|-------------|-------|----------|-----|-----|-----|-----|----|-----|-----|-----|-----|------|-----|
| | | | | fg | pct | 3fg | pct | ft | pct | off | def | tot | avg | | | | | | | | |
| FORT WAYNE | 11/11/16 | * | 18 | 4-6 | .667 | 0-0 | .000 | 2-3 | .667 | 1 | 5 | 6 | 6.0 | 5 | 0 | 3 | 0 | 0 | 10 | 10.0 | |
| SOUTHERN ILLINOIS | 11/14/16 | * | 18 | 1-3 | .333 | 0-0 | .000 | 0-0 | .000 | 1 | 0 | 1 | 3.5 | 1 | 4 | 0 | 0 | 1 | 2 | 6.0 | |
| UT ARLINGTON | 11/18/16 | * | 28 | 1-3 | .333 | 0-0 | .000 | 6-8 | .750 | 2 | 4 | 6 | 4.3 | 4 | 2 | 1 | 1 | 2 | 8 | 6.7 | |
| at Minnesota | 11/22/16 | * | 12 | 1-5 | .200 | 0-0 | .000 | 3-4 | .750 | 1 | 1 | 2 | 3.8 | 4 | 0 | 1 | 0 | 0 | 5 | 6.3 | |
| MOUNT ST. MARY'S | 11/28/16 | * | 23 | 6-7 | .857 | 1-1 | 1.000 | 0-0 | .000 | 1 | 4 | 5 | 4.0 | 3 | 1 | 0 | 0 | 1 | 13 | 7.6 | |
| STEPHEN F. AUSTIN | 12/01/16 | * | 21 | 4-8 | .500 | 0-0 | .000 | 1-2 | .500 | 2 | 0 | 2 | 3.7 | 2 | 1 | 2 | 0 | 0 | 9 | 7.8 | |
| AUSTIN PEAY | 12/03/16 | * | 16 | 3-6 | .500 | 0-1 | .000 | 1-2 | .500 | 0 | 3 | 3 | 3.6 | 2 | 4 | 1 | 0 | 0 | 7 | 7.7 | |
| HOUSTON | 12/06/16 | * | 23 | 4-7 | .571 | 0-0 | .000 | 3-4 | .750 | 2 | 3 | 5 | 3.8 | 4 | 3 | 1 | 1 | 0 | 11 | 8.1 | |
| NORTH FLORIDA | 12/10/16 | * | 22 | 2-5 | .400 | 0-0 | .000 | 4-4 | 1.000 | 2 | 6 | 8 | 4.2 | 1 | 3 | 1 | 0 | 0 | 8 | 8.1 | |
| vs Texas | 12/17/16 | * | 21 | 0-3 | .000 | 0-0 | .000 | 0-0 | .000 | 2 | 1 | 3 | 4.1 | 4 | 0 | 0 | 1 | 0 | 0 | 7.3 | |
| NORTH DAKOTA STATE | 12/20/16 | * | 13 | 2-6 | .333 | 0-0 | .000 | 2-2 | 1.000 | 2 | 0 | 2 | 3.9 | 4 | 0 | 0 | 0 | 0 | 6 | 7.2 | |
| Totals | | | 11 | 215 | 28-59 | .475 | 1-2 | .500 | 22-29 | .759 | 16 | 27 | 43 | 3.9 | 34 | 18 | 10 | 3 | 4 | 79 | 7.2 |

Games played: 11
Minutes/game: 19.5
Points/game: 7.2
FG Pct: 47.5
3FG Pct: 50.0
FT Pct: 75.9

Rebounds/game: 3.9
Assists/game: 1.6
Turnovers/game: 0.9
Assist/turnover ratio: 1.8
Steals/game: 0.4
Blocks/game: 0.3

» SEASON/CAREER HIGHS »

POINTS

Season: 13 vs. Mount St. Mary's (11/28/16)
Career: 17 vs. USC (01/04/15)^

FIELD GOALS

Season: 6 vs. Mount St. Mary's (11/28/16)
Career: 6 vs. Mount St. Mary's (11/28/16)

FIELD GOALS ATTEMPTED

Season: 8 vs. Stephen F. Austin (12/1/16)
Career: 8 (2x) last vs. Stephen F. Austin (12/1/16)

3-POINT FIELD GOALS

Season: 1 vs. Mount St. Mary's (11/28/16)
Career: 3 vs. USC (Jan. 4, 2015)^

3-POINT FG ATTEMPTS

Season: 1 (2x) last vs. Austin Peay (12/3/16)
Career: 3 (3x) last vs. USC (01/04/15)^

FREE THROWS MADE

Season: 6 vs. UT Arlington (11/18/16)
Career: 6 vs. UT Arlington (11/18/16)

FREE THROWS ATTEMPTS

Season: 8 vs. UT Arlington (11/18/16)
Career: 8 (2x) last vs. UT Arlington (11/18/16)

REBOUNDS

Season: 8 vs. North Florida (12/10/16)
Career: 8 vs. North Florida (12/10/16)

ASSISTS

Season: 4 (2x) last vs. Austin Peay (12/3/16)
Career: 4 (2x) last vs. Southern Illinois (11/14/16)

STEALS

Season: 2 vs. UT Arlington (11/18/16)
Career: 3 vs. USC (01/04/15)^

BLOCKS

Season: 1 (3x) last vs. Texas (12/17/16)
Career: 2 (2x) last vs. California (02/12/15)^

MINUTES

Season: 28 vs. UT Arlington (11/18/16)
Career: 30 at UCLA (01/31/15)^

^ - at Colorado

» CAREER STATISTICS AT ARKANSAS »

| | | | Total | | 3-Point | | F-Throws | | Rebounds | | | | | | | | | | | Scoring | |
|---------|-------|----------|--------|------|---------|------|----------|------|----------|-----|-----|-----|----|----|-----|----|-----|-----|-----|---------|--|
| Season | gp-gs | min/avg | fg-fga | pct | fg-fga | pct | ft-fa | pct | off | def | tot | avg | pf | fo | ast | to | blk | stl | pts | avg | |
| 2016-17 | 11-11 | 215/19.5 | 28-59 | .475 | 1-2 | .500 | 22-29 | .759 | 16 | 27 | 43 | 3.9 | 34 | 1 | 18 | 10 | 3 | 4 | 79 | 7.2 | |
| TOTAL | 11-11 | 215/19.5 | 28-59 | .475 | 1-2 | .500 | 22-29 | .759 | 16 | 27 | 43 | 3.9 | 34 | 1 | 18 | 10 | 3 | 4 | 79 | 7.2 | |

at guard... a **six-three** senior... from Fayetteville, **Arkansas**... number **twenty-one**...

MANNY WATKINS



» @ManualeWatkins NEWS & NOTES »

- Is 10th in the country in assist/turnover ratio at 4.3 among players with 20-plus assists.
- His assist-turnover ratio ranks 2nd in the SEC and 6th among high-major players.
- Has six turnovers in 243 minutes of action.
- Has 16 steals in the last eight games.
- After having six double-digit scoring efforts in his first 76 games, he opened the 2016-17 campaign with a 10-point effort against Fort Wayne.
- Son of Associate Head Coach Melvin Watkins.
- Averaged 5.1 points and 3.0 rebounds per game as a junior.

» GAME-BY-GAME STATS »

| Opponent | Date | gs | min | Total | | 3-Pointers | | Free throws | | Rebounds | | | | pf | a | t/o | blk | stl | pts | avg |
|--------------------|----------|----|-----|--------|-------|------------|------|-------------|-------|----------|-----|-----|-----|-----|----|-----|-----|-----|-----|------|
| | | | | fg-fga | pct | 3fg-fga | pct | ft-fa | pct | off | def | tot | avg | | | | | | | |
| FORT WAYNE | 11/11/16 | | 27 | 5-6 | .833 | 0-0 | .000 | 0-0 | .000 | 0 | 3 | 3 | 3.0 | 2 | 2 | 0 | 0 | 0 | 10 | 10.0 |
| SOUTHERN ILLINOIS | 11/14/16 | | 21 | 2-5 | .400 | 0-0 | .000 | 0-0 | .000 | 2 | 1 | 3 | 3.0 | 2 | 4 | 0 | 0 | 1 | 4 | 7.0 |
| UT ARLINGTON | 11/18/16 | | 20 | 3-5 | .600 | 0-0 | .000 | 1-1 | 1.000 | 1 | 2 | 3 | 3.0 | 0 | 1 | 0 | 0 | 1 | 7 | 7.0 |
| at Minnesota | 11/22/16 | | 22 | 2-6 | .333 | 0-0 | .000 | 0-0 | .000 | 2 | 2 | 4 | 3.3 | 3 | 1 | 1 | 0 | 3 | 4 | 6.3 |
| MOUNT ST. MARY'S | 11/28/16 | * | 22 | 4-6 | .667 | 0-0 | .000 | 0-0 | .000 | 2 | 4 | 6 | 3.8 | 0 | 4 | 0 | 0 | 2 | 8 | 6.6 |
| STEPHEN F. AUSTIN | 12/01/16 | * | 21 | 4-7 | .571 | 0-0 | .000 | 0-0 | .000 | 1 | 6 | 7 | 4.3 | 2 | 1 | 1 | 0 | 2 | 8 | 6.8 |
| AUSTIN PEAY | 12/03/16 | * | 16 | 1-2 | .500 | 0-0 | .000 | 2-2 | 1.000 | 0 | 1 | 1 | 3.9 | 0 | 3 | 0 | 0 | 1 | 4 | 6.4 |
| HOUSTON | 12/06/16 | * | 27 | 2-6 | .333 | 0-0 | .000 | 2-2 | 1.000 | 1 | 6 | 7 | 4.3 | 1 | 4 | 0 | 0 | 1 | 6 | 6.4 |
| NORTH FLORIDA | 12/10/16 | * | 22 | 2-6 | .333 | 0-0 | .000 | 3-4 | .750 | 2 | 2 | 4 | 4.2 | 2 | 4 | 2 | 0 | 3 | 7 | 6.4 |
| vs Texas | 12/17/16 | * | 20 | 3-4 | .750 | 0-0 | .000 | 0-0 | .000 | 1 | 3 | 4 | 4.2 | 2 | 0 | 1 | 0 | 1 | 6 | 6.4 |
| NORTH DAKOTA STATE | 12/20/16 | * | 25 | 1-2 | .500 | 0-0 | .000 | 2-2 | 1.000 | 0 | 6 | 6 | 4.4 | 1 | 2 | 1 | 0 | 3 | 4 | 6.2 |
| Totals | | | 7 | 243 | 29-55 | .527 | 0-0 | .000 | 10-11 | .909 | 12 | 36 | 48 | 4.4 | 15 | 26 | 6 | 0 | 18 | 6.2 |

Games played: 11
Minutes/game: 22.1
Points/game: 6.2
FG Pct: 52.7
FT Pct: 90.9

Rebounds/game: 4.4
Assists/game: 2.4
Turnovers/game: 0.5
Assist/turnover ratio: 4.3
Steals/game: 1.6

» SEASON/CAREER HIGHS »

POINTS

Season: 10 vs. Fort Wayne (11/11/16)
Career: 14 (2x) last at Wake Forest (12/04/15)

FIELD GOALS

Season: 5 vs. Fort Wayne (11/11/16)
Career: 6 at Wake Forest (12/04/15)

FIELD GOALS ATTEMPTED

Season: 7 vs. Stephen F. Austin (12/1/16)
Career: 10 at Texas A&M (01/02/16)

3-POINT FIELD GOALS

Season: --
Career: --

3-POINT FG ATTEMPTS

Season: --
Career: 2 vs. Iona (11/30/14)

FREE THROWS MADE

Season: 3 vs. North Florida (12/10/16)
Career: 4 vs. Charleston Southern (11/20/15)

FREE THROWS ATTEMPTS

Season: 4 vs. North Florida (12/10/16)
Career: 4 (7x) last vs. North Florida (12/10/16)

REBOUNDS

Season: 7 (2x) last vs. Houston (12/6/16)
Career: 9 vs. Northwestern State (12/01/15)

ASSISTS

Season: 4 (4x) last vs. North Florida (12/10/16)
Career: 5 (2x) last vs. Northwestern State (12/01/15)

STEALS

Season: 3 (3x) last vs. North Dakota State (12/20/16)
Career: 5 vs. Wake Forest (11/19/14)

BLOCKS

Season: --
Career: 1 (3x) last vs. Auburn (02/17/16)

MINUTES

Season: 27 (2x) last vs. Houston (12/6/16)
Career: 36 at Dayton (12/30/15)

» CAREER STATISTICS AT ARKANSAS »

| | | | Total | | 3-Point | | F-Throws | | Rebounds | | | | | | | | | | | Scoring | |
|---------|-------|-----------|---------|------|---------|------|----------|------|----------|-----|-----|-----|-----|----|-----|----|-----|-----|-----|---------|--|
| Season | gp-gs | min/avg | fg-fga | pct | fg-fga | pct | ft-fa | pct | off | def | tot | avg | pf | fo | ast | to | blk | stl | pts | avg | |
| 2013-14 | 8-0 | 27/3.4 | 2-3 | .667 | 0-0 | .000 | 1-2 | .500 | 1 | 3 | 4 | 0.5 | 2 | 0 | 1 | 2 | 0 | 3 | 5 | 0.6 | |
| 2014-15 | 36-0 | 502/13.9 | 38-68 | .559 | 0-7 | .000 | 17-24 | .708 | 17 | 56 | 73 | 2.0 | 54 | 0 | 39 | 28 | 0 | 37 | 93 | 2.6 | |
| 2015-16 | 32-9 | 629/19.7 | 69-145 | .476 | 0-1 | .000 | 25-46 | .543 | 29 | 67 | 96 | 3.0 | 55 | 1 | 66 | 24 | 3 | 28 | 163 | 5.1 | |
| 2016-17 | 11-7 | 243/22.1 | 29-55 | .527 | 0-0 | .000 | 10-11 | .909 | 12 | 36 | 48 | 4.4 | 15 | 0 | 26 | 6 | 0 | 18 | 68 | 6.2 | |
| TOTAL | 87-16 | 1401/16.1 | 138-271 | .509 | 0-8 | .000 | 53-83 | .639 | 59 | 162 | 221 | 2.5 | 126 | 1 | 132 | 60 | 3 | 86 | 329 | 3.8 | |

at guard... a **six-five** freshman... from Birmingham, **Alabama**... number **twenty-three**...

C.J. JONES



» @CJ_Jones2 NEWS & NOTES »

- Hit a career-high three 3-pointers against Austin Peay, tying a career-high with 11 points. Also swatted three shots in the 99-62 victory.
- Saw his first action in the Southern Illinois game, scoring 11 points on 2-of-4 shooting from behind the arc, 3-of-5 from the field.
- His first two baskets as a Razorback were a wide open 3-pointer 33 seconds after subbing in, followed by an alley-oop dunk from Anton Beard shortly after.
- Sat out the season opener due to an injury (sprained knee).
- Ranked as the No. 6 player in the state of Alabama.
- Led his high school team in scoring his final two seasons.
- Averaged 28 points, 6 rebounds, 4 assists and 3 steals per game as a senior.

» GAME-BY-GAME STATS »

| Opponent | Date | gs | min | Total | | 3-Pointers | | Free throws | | Rebounds | | | | pf | a | t/o | blk | stl | pts | avg |
|--------------------|----------|-----|-----|--------|------|------------|------|-------------|-------|----------|-----|-----|-----|----|---|-----|-----|-----|-----|------|
| | | | | fg-fga | pct | 3fg-fga | pct | ft-fa | pct | off | def | tot | avg | | | | | | | |
| FORT WAYNE | 11/11/16 | dnp | | - | - | - | - | - | - | - | - | - | - | - | - | - | - | - | - | - |
| SOUTHERN ILLINOIS | 11/14/16 | 17 | 3-5 | .600 | 2-4 | .500 | 3-3 | 1.000 | 0 | 2 | 2 | 2.0 | 2 | 0 | 0 | 0 | 0 | 0 | 11 | 11.0 |
| UT ARLINGTON | 11/18/16 | dnp | | - | - | - | - | - | - | - | - | - | - | - | - | - | - | - | - | - |
| at Minnesota | 11/22/16 | 4 | 0-0 | .000 | 0-0 | .000 | 0-0 | .000 | 0 | 0 | 0 | 1.0 | 1 | 0 | 1 | 0 | 0 | 0 | 0 | 5.5 |
| MOUNT ST. MARY'S | 11/28/16 | 14 | 1-4 | .250 | 1-3 | .333 | 2-2 | 1.000 | 0 | 1 | 1 | 1.0 | 1 | 1 | 1 | 0 | 0 | 5 | 5.3 | |
| STEPHEN F. AUSTIN | 12/01/16 | 11 | 2-5 | .400 | 2-2 | 1.000 | 0-0 | .000 | 0 | 1 | 1 | 1.0 | 1 | 1 | 1 | 1 | 0 | 6 | 5.5 | |
| AUSTIN PEAY | 12/03/16 | 15 | 4-6 | .667 | 3-4 | .750 | 0-0 | .000 | 0 | 0 | 0 | 0.8 | 2 | 2 | 0 | 3 | 0 | 11 | 6.6 | |
| HOUSTON | 12/06/16 | 7 | 1-2 | .500 | 1-2 | .500 | 0-0 | .000 | 0 | 2 | 2 | 1.0 | 1 | 1 | 0 | 0 | 0 | 3 | 6.0 | |
| NORTH FLORIDA | 12/10/16 | 5 | 0-1 | .000 | 0-1 | .000 | 0-0 | .000 | 0 | 1 | 1 | 1.0 | 0 | 1 | 0 | 0 | 0 | 0 | 5.1 | |
| vs Texas | 12/17/16 | dnp | | - | - | - | - | - | - | - | - | - | - | - | - | - | - | - | - | - |
| NORTH DAKOTA STATE | 12/20/16 | 11 | 0-0 | .000 | 0-0 | .000 | 0-0 | .000 | 0 | 2 | 2 | 1.1 | 0 | 0 | 0 | 1 | 0 | 0 | 4.5 | |
| Totals | | 0 | 84 | 11-23 | .478 | 9-16 | .563 | 5-5 | 1.000 | 0 | 9 | 9 | 1.1 | 8 | 6 | 3 | 5 | 0 | 36 | 4.5 |

Games played: 8
Minutes/game: 10.5
Points/game: 4.5
FG Pct: 47.8
3FG Pct: 56.3
FT Pct: 100.0

Rebounds/game: 1.1
Assists/game: 0.8
Turnovers/game: 0.4
Assist/turnover ratio: 2.0
Blocks/game: 0.6

» SEASON/CAREER HIGHS »

POINTS

Season: 11 (2x) last vs. Austin Peay (12/3/16)
Career: 11 (2x) last vs. Austin Peay (12/3/16)

FIELD GOALS

Season: 4 vs. Austin Peay (12/3/16)
Career: 4 vs. Austin Peay (12/3/16)

FIELD GOALS ATTEMPTED

Season: 6 vs. Austin Peay (12/3/16)
Career: 6 vs. Austin Peay (12/3/16)

3-POINT FIELD GOALS

Season: 3 vs. Austin Peay (12/3/16)
Career: 3 vs. Austin Peay (12/3/16)

3-POINT FG ATTEMPTS

Season: 4 (2x) last vs. Austin Peay (12/3/16)
Career: 4 (2x) last vs. Austin Peay (12/3/16)

FREE THROWS MADE

Season: 3 vs. Southern Illinois (11/14/16)
Career: 3 vs. Southern Illinois (11/14/16)

FREE THROWS ATTEMPTS

Season: 3 vs. Southern Illinois (11/14/16)
Career: 3 vs. Southern Illinois (11/14/16)

REBOUNDS

Season: 2 (3x) last vs. North Dakota State (12/20/16)
Career: 2 (3x) last vs. North Dakota State (12/20/16)

ASSISTS

Season: 2 vs. Austin Peay (12/3/16)
Career: 2 vs. Austin Peay (12/3/16)

STEALS

Season: --
Career: --

BLOCKS

Season: 3 vs. Austin Peay (12/3/16)
Career: 3 vs. Austin Peay (12/3/16)

MINUTES

Season: 17 vs. Southern Illinois (11/14/16)
Career: 17 vs. Southern Illinois (11/14/16)

» CAREER STATISTICS AT ARKANSAS »

| | | | Total | | 3-Point | | F-Throws | | Rebounds | | | | | | | | | | | Scoring | |
|---------|-------|---------|--------|------|---------|------|----------|-------|----------|-----|-----|-----|----|----|-----|----|-----|-----|-----|---------|--|
| Season | gp-gs | min/avg | fg-fga | pct | fg-fga | pct | ft-fa | pct | off | def | tot | avg | pf | fo | ast | to | blk | stl | pts | avg | |
| 2016-17 | 8-0 | 84/10.5 | 11-23 | .478 | 9-16 | .563 | 5-5 | 1.000 | 0 | 9 | 9 | 1.1 | 8 | 0 | 6 | 3 | 5 | 0 | 36 | 4.5 | |
| TOTAL | 8-0 | 84/10.5 | 11-23 | .478 | 9-16 | .563 | 5-5 | 1.000 | 0 | 9 | 9 | 1.1 | 8 | 0 | 6 | 3 | 5 | 0 | 36 | 4.5 | |

at guard... a **six-foot** junior... from North Little Rock, **Arkansas**... number **thirty one**...

ANTON BEARD



» @AntonBeard31 NEWS & NOTES »

- Has taken three of the team's 11 charges this season.
- Has 28 assists and only 12 turnovers to start the year.
- Has brought down multiple rebounds in seven of the last nine games and three or more rebounds in six of the last nine.
- Has an offensive board in eight of the last 10 games.
- Scored 12 points in the second half against UT Arlington.
- Recorded a career-high six assists in the victory over Southern Illinois.
- Five of his seven double-digit efforts last season came against SEC opponents.
- Scored a career high 18 points at Georgia (1/23/16) last season on 5 of 9 shooting from the field.

» GAME-BY-GAME STATS »

| Opponent | Date | gs | min | Total | | 3-Pointers | | Free throws | | Rebounds | | | | pf | a | t/o | blk | stl | pts | avg |
|--------------------|----------|------|-----|--------|------|------------|------|-------------|------|----------|-----|-----|-----|----|----|-----|-----|-----|------|-----|
| | | | | fg-fga | pct | 3fg-fga | pct | ft-fa | pct | off | def | tot | avg | | | | | | | |
| FORT WAYNE | 11/11/16 | 16 | 4-6 | .667 | 2-3 | .667 | 2-3 | .667 | 0 | 1 | 1 | 1.0 | 4 | 3 | 0 | 0 | 2 | 12 | 12.0 | |
| SOUTHERN ILLINOIS | 11/14/16 | 17 | 2-6 | .333 | 1-4 | .250 | 0-0 | .000 | 1 | 0 | 1 | 1.0 | 1 | 6 | 1 | 0 | 1 | 5 | 8.5 | |
| UT ARLINGTON | 11/18/16 | 18 | 4-8 | .500 | 2-3 | .667 | 2-2 | 1.000 | 1 | 5 | 6 | 2.7 | 2 | 2 | 0 | 0 | 0 | 12 | 9.7 | |
| at Minnesota | 11/22/16 | 20 | 2-6 | .333 | 0-1 | .000 | 0-0 | .000 | 5 | 0 | 5 | 3.3 | 1 | 2 | 1 | 0 | 0 | 4 | 8.3 | |
| MOUNT ST. MARY'S | 11/28/16 | * 23 | 4-8 | .500 | 2-3 | .667 | 1-2 | .500 | 3 | 1 | 4 | 3.4 | 0 | 3 | 1 | 0 | 0 | 11 | 8.8 | |
| STEPHEN F. AUSTIN | 12/01/16 | * 23 | 2-5 | .400 | 0-2 | .000 | 5-6 | .833 | 1 | 2 | 3 | 3.3 | 3 | 3 | 2 | 0 | 4 | 9 | 8.8 | |
| AUSTIN PEAY | 12/03/16 | 17 | 2-9 | .222 | 1-4 | .250 | 2-2 | 1.000 | 2 | 2 | 4 | 3.4 | 2 | 4 | 1 | 0 | 1 | 7 | 8.6 | |
| HOUSTON | 12/06/16 | 24 | 3-6 | .500 | 0-2 | .000 | 3-5 | .600 | 1 | 1 | 2 | 3.3 | 2 | 1 | 1 | 0 | 2 | 9 | 8.6 | |
| NORTH FLORIDA | 12/10/16 | 20 | 3-8 | .375 | 0-3 | .000 | 0-0 | .000 | 0 | 0 | 0 | 2.9 | 0 | 2 | 1 | 0 | 1 | 6 | 8.3 | |
| vs Texas | 12/17/16 | 23 | 2-9 | .222 | 0-2 | .000 | 2-2 | 1.000 | 2 | 3 | 5 | 3.1 | 3 | 2 | 2 | 0 | 0 | 6 | 8.1 | |
| NORTH DAKOTA STATE | 12/20/16 | 24 | 3-7 | .429 | 3-6 | .500 | 2-2 | 1.000 | 0 | 1 | 1 | 2.9 | 3 | 0 | 2 | 0 | 0 | 11 | 8.4 | |
| Totals | | 2 | 225 | 31-78 | .397 | 11-33 | .333 | 19-24 | .792 | 16 | 16 | 32 | 2.9 | 21 | 28 | 12 | 0 | 11 | 92 | 8.4 |

Games played: 11
Minutes/game: 20.5
Points/game: 8.4
FG Pct: 39.7
3FG Pct: 33.3
FT Pct: 79.2

Rebounds/game: 2.9
Assists/game: 2.5
Turnovers/game: 1.1
Assist/turnover ratio: 2.3
Steals/game: 1.0

» SEASON/CAREER HIGHS »

POINTS

Season: 12 (2x) last vs. UT Arlington (11/18/16)
Career: 18 at Georgia (1/23/16)

FIELD GOALS

Season: 4 (3x) last vs. Mount St. Mary's (11/28/16)
Career: 5, 4x, last at Missouri (1/12/16)

FIELD GOALS ATTEMPTED

Season: 9 (2x) last vs. Texas (12/17/16)
Career: 13 at Dayton (12/30/15)

3-POINT FIELD GOALS

Season: 3 vs. North Dakota State (12/20/16)
Career: 4 at Ole Miss (Feb. 14, 2015)

3-POINT FG ATTEMPTS

Season: 6 vs. North Dakota State (12/20/16)
Career: 7 at Dayton (12/30/15)

FREE THROWS MADE

Season: 5 vs. Stephen F. Austin (12/1/16)
Career: 7 at Georgia (1/23/16)

FREE THROWS ATTEMPTS

Season: 6 vs. Stephen F. Austin (12/1/16)
Career: 9 at Georgia (1/23/16)

REBOUNDS

Season: 6 vs. UT Arlington (11/18/16)
Career: 7 vs. Delaware State (11/21/15)

ASSISTS

Season: 6 vs. Southern Illinois (11/14/16)
Career: 5 (4x) last at Dayton (12/30/15)

STEALS

Season: 4 vs. Stephen F. Austin (12/1/16)
Career: 5 vs. Milwaukee (12/22/14)

BLOCKS

Season: --
Career: 1 at Missouri (1/12/16)

MINUTES

Season: 24 (2x) last vs. North Dakota State (12/20/16)
Career: 33 vs. Tennessee (3/13/15)

» CAREER STATISTICS AT ARKANSAS »

| | | | Total | | 3-Point | | F-Throws | | Rebounds | | | | | | | | | | | Scoring | |
|---------|-------|-----------|---------|------|---------|------|----------|------|----------|-----|-----|-----|-----|----|-----|----|-----|-----|-----|---------|--|
| Season | gp-gs | min/avg | fg-fga | pct | fg-fga | pct | ft-fa | pct | off | def | tot | avg | pf | fo | ast | to | blk | stl | pts | avg | |
| 2014-15 | 35-16 | 662/18.9 | 66-172 | .384 | 31-88 | .352 | 35-55 | .636 | 31 | 36 | 67 | 1.9 | 84 | 4 | 53 | 32 | 0 | 35 | 198 | 5.7 | |
| 2015-16 | 23-1 | 481/20.9 | 57-164 | .348 | 19-66 | .288 | 27-42 | .643 | 13 | 40 | 53 | 2.3 | 53 | 2 | 41 | 17 | 2 | 24 | 160 | 7.0 | |
| 2016-17 | 11-2 | 225/20.5 | 31-78 | .397 | 11-33 | .333 | 19-24 | .792 | 16 | 16 | 32 | 2.9 | 21 | 0 | 28 | 12 | 0 | 11 | 92 | 8.4 | |
| TOTAL | 69-19 | 1368/19.8 | 154-414 | .372 | 61-187 | .326 | 81-121 | .669 | 60 | 92 | 152 | 2.2 | 158 | 6 | 122 | 61 | 2 | 70 | 450 | 6.5 | |

at forward... a **six-ten** senior... from Abuja, **Nigeria**... number **thirty-three**...

MOSES KINGSLEY



» @KingMoses_ NEWS & NOTES »

- Is tied for 8th in the country with three games of 5-plus blocks.
- Leads the SEC and ranks T-11th in the country with 2.9 blocks per game.
- Is currently the SEC's active leader in double-doubles with 19.
- Fourth on the team in scoring at 10.7 points per game.
- Has seven games this season with multiple blocks, three with five or more swats.
- Is one of 8 players in program history to reach 800 points, 500 rebounds and 100 blocks.
- Finished one rebound, one point and three blocks away from his first triple-double in the season opener.
- Preseason SEC Player of the Year (Media). Third in school history (Ronnie Brewer/Joe Johnson).
- Preseason first team All-SEC (Coaches).
- On watch lists for the Wooden Award, Naismith Trophy, Kareem Abdul-Jabbar Award and Lute Olson Award.

» GAME-BY-GAME STATS »

| Opponent | Date | gs | min | Total | | 3-Pointers | | Free throws | | Rebounds | | | | | | | | pts | avg | | |
|--------------------|----------|----|-----|--------|-------|------------|-------|-------------|-------|----------|-----|-----|-----|-----|----|-----|-----|-----|-----|------|------|
| | | | | fg-fga | pct | 3fg-fga | pct | ft-fa | pct | off | def | tot | avg | pf | a | t/o | blk | | | stl | |
| FORT WAYNE | 11/11/16 | * | 28 | 4-9 | .444 | 0-0 | .000 | 1-2 | .500 | 3 | 6 | 9 | 9.0 | 4 | 3 | 0 | 7 | 1 | 9 | 9.0 | |
| SOUTHERN ILLINOIS | 11/14/16 | * | 22 | 4-10 | .400 | 0-1 | .000 | 7-7 | 1.000 | 1 | 6 | 7 | 8.0 | 1 | 0 | 1 | 5 | 1 | 15 | 12.0 | |
| UT ARLINGTON | 11/18/16 | * | 30 | 2-5 | .400 | 0-0 | .000 | 1-2 | .500 | 1 | 2 | 3 | 6.3 | 4 | 1 | 3 | 4 | 1 | 5 | 9.7 | |
| at Minnesota | 11/22/16 | * | 27 | 3-8 | .375 | 0-0 | .000 | 4-5 | .800 | 2 | 8 | 10 | 7.3 | 5 | 0 | 2 | 3 | 1 | 10 | 9.8 | |
| MOUNT ST. MARY'S | 11/28/16 | * | 26 | 3-8 | .375 | 0-0 | .000 | 3-6 | .500 | 5 | 8 | 13 | 8.4 | 3 | 4 | 3 | 1 | 0 | 9 | 9.6 | |
| STEPHEN F. AUSTIN | 12/01/16 | * | 29 | 4-5 | .800 | 0-0 | .000 | 4-5 | .800 | 1 | 5 | 6 | 8.0 | 2 | 2 | 1 | 0 | 2 | 12 | 10.0 | |
| AUSTIN PEAY | 12/03/16 | * | 22 | 4-7 | .571 | 1-1 | 1.000 | 4-4 | 1.000 | 3 | 4 | 7 | 7.9 | 3 | 5 | 4 | 3 | 0 | 13 | 10.4 | |
| HOUSTON | 12/06/16 | * | 27 | 6-9 | .667 | 0-0 | .000 | 2-3 | .667 | 4 | 5 | 9 | 8.0 | 2 | 1 | 3 | 2 | 1 | 14 | 10.9 | |
| NORTH FLORIDA | 12/10/16 | * | 26 | 5-7 | .714 | 0-0 | .000 | 3-4 | .750 | 2 | 8 | 10 | 8.2 | 4 | 1 | 3 | 1 | 0 | 13 | 11.1 | |
| vs Texas | 12/17/16 | * | 32 | 2-8 | .250 | 0-0 | .000 | 3-3 | 1.000 | 1 | 9 | 10 | 8.4 | 1 | 0 | 2 | 5 | 0 | 7 | 10.7 | |
| NORTH DAKOTA STATE | 12/20/16 | * | 27 | 4-10 | .400 | 0-1 | .000 | 3-3 | 1.000 | 1 | 7 | 8 | 8.4 | 3 | 0 | 2 | 1 | 0 | 11 | 10.7 | |
| Totals | | | 11 | 296 | 41-86 | .477 | 1-3 | .333 | 35-44 | .795 | 24 | 68 | 92 | 8.4 | 32 | 17 | 24 | 32 | 7 | 118 | 10.7 |

Games played: 11
Minutes/game: 26.9
Points/game: 10.7
FG Pct: 47.7
3FG Pct: 33.3
FT Pct: 79.5

Rebounds/game: 8.4
Assists/game: 1.5
Turnovers/game: 2.2
Assist/turnover ratio: 0.7
Steals/game: 0.6
Blocks/game: 2.9

» SEASON/CAREER HIGHS »

POINTS

Season: 15 vs. Southern Illinois (11/14/16)
Career: 26 at Dayton (Dec. 30, 2015)

FIELD GOALS

Season: 6 vs. Houston (12/6/16)
Career: 11 vs. North Florida (Dec. 22, 2015)

FIELD GOALS ATTEMPTED

Season: 10 (2x) last vs. North Dakota State (12/20/16)
Career: 17 (2x) last vs. Vanderbilt (1/5/16)

3-POINT FIELD GOALS

Season: 1 vs. Austin Peay (12/3/16)
Career: 1 (2x) last vs. Austin Peay (12/3/16)

3-POINT FG ATTEMPTS

Season: 1 vs. Austin Peay (12/3/16)
Career: 1 (3x) last vs. Austin Peay (12/3/16)

FREE THROWS MADE

Season: 7 vs. Southern Illinois (11/14/16)
Career: 9 vs. LSU (Feb. 23, 2016)

FREE THROWS ATTEMPTS

Season: 7 vs. Southern Illinois (11/14/16)
Career: 14 vs. Auburn (Feb. 17, 2016)

REBOUNDS

Season: 13 vs. Mount St. Mary's (11/28/16)
Career: 14 (2x) last vs. Florida (3/10/16)

ASSISTS

Season: 5 vs. Austin Peay (12/3/16)
Career: 5 vs. Austin Peay (12/3/16)

STEALS

Season: 2 vs. Stephen F. Austin (12/1/16)
Career: 4 (2x) last vs. Auburn (2/17/16)

BLOCKS

Season: 7 vs. Fort Wayne (11/11/16)
Career: 8 vs. Tennessee Tech (12/12/15)

MINUTES

Season: 32 vs. Texas (12/17/16)
Career: 40 at Dayton (12/30/15)

» CAREER STATISTICS AT ARKANSAS »

| | | | Total | | 3-Point | | F-Throws | | Rebounds | | | | | | | | | | | Scoring | |
|---------|--------|-----------|---------|------|---------|------|----------|------|----------|-----|-----|-----|-----|----|-----|-----|-----|-----|-----|---------|--|
| Season | gp-gs | min/avg | fg-fga | pct | fg-fga | pct | ft-fa | pct | off | def | tot | avg | pf | fo | ast | to | blk | stl | pts | avg | |
| 2013-14 | 32-0 | 368/11.5 | 43-81 | .531 | 1-2 | .500 | 41-63 | .651 | 39 | 63 | 102 | 3.2 | 41 | 0 | 7 | 14 | 49 | 14 | 128 | 4.0 | |
| 2014-15 | 36-4 | 391/10.9 | 49-101 | .485 | 0-0 | .000 | 33-53 | .623 | 45 | 45 | 90 | 2.5 | 56 | 0 | 11 | 23 | 38 | 15 | 131 | 3.6 | |
| 2015-16 | 32-31 | 945/29.5 | 183-334 | .548 | 0-0 | .000 | 142-223 | .637 | 103 | 196 | 299 | 9.3 | 94 | 4 | 39 | 65 | 76 | 36 | 508 | 15.9 | |
| 2016-17 | 11-11 | 296/26.9 | 41-86 | .477 | 1-3 | .333 | 35-44 | .795 | 24 | 68 | 92 | 8.4 | 32 | 1 | 17 | 24 | 32 | 7 | 118 | 10.7 | |
| TOTAL | 111-46 | 2000/18.0 | 316-602 | .525 | 2-5 | .400 | 251-383 | .655 | 211 | 372 | 583 | 5.3 | 223 | 5 | 74 | 126 | 195 | 72 | 885 | 8.0 | |

GAME 1 Arkansas vs Fort Wayne Nov. 11, 2016 at 7 p.m. at Fayetteville, Ark. (Bud Walton Arena)

Fort Wayne 83 • 0-1

| # | Player | Total | | 3-Ptr | | Rebounds | | | PF | TP | A TO Blk Stl | | | | | Min |
|--------|------------------|--------|--------|--------|-------------|----------|----|--------------|----|----|--------------|---|-----|--|--|-----|
| | | FG-FGA | FG-FGA | FT-FTA | Off Def Tot | PF | TP | A TO Blk Stl | | | | | | | | |
| 02 | Stewart,Deangelo | f | 1-9 | 1-6 | 0-0 | 2 2 4 | 3 | 3 | 0 | 1 | 0 | 1 | 22 | | | |
| 45 | Calhoun,Brent | c | 1-7 | 0-0 | 2-2 | 2 4 6 | 3 | 4 | 0 | 1 | 0 | 0 | 25 | | | |
| 00 | Evans,Mo | g | 5-10 | 1-4 | 2-2 | 0 1 1 | 2 | 13 | 3 | 4 | 0 | 1 | 25 | | | |
| 01 | Scott,Bryson | g | 2-10 | 2-7 | 7-14 | 2 4 6 | 4 | 13 | 3 | 5 | 0 | 1 | 27 | | | |
| 55 | Konchar,John | g | 4-8 | 1-1 | 8-10 | 5 7 12 | 2 | 17 | 4 | 1 | 1 | 2 | 37 | | | |
| 05 | Charles Ruise Jr | | 0-4 | 0-3 | 0-1 | 1 0 1 | 1 | 0 | 0 | 0 | 0 | 0 | 12 | | | |
| 13 | Levitich,Jax | | 0-0 | 0-0 | 0-0 | 0 1 1 | 0 | 0 | 0 | 0 | 0 | 0 | 2 | | | |
| 22 | Taylor,Xzavier | | 5-8 | 0-0 | 2-5 | 3 0 3 | 4 | 12 | 0 | 0 | 0 | 0 | 15 | | | |
| 32 | Harrell,Kason | | 4-7 | 3-6 | 3-4 | 1 2 3 | 1 | 14 | 1 | 0 | 1 | 0 | 25 | | | |
| 34 | Talla,Racine | | 3-6 | 1-1 | 0-2 | 3 0 3 | 4 | 7 | 1 | 0 | 0 | 0 | 10 | | | |
| Team | | | | | 2 3 5 | | | | | | | | | | | |
| Totals | | | 25-69 | 9-28 | 24-40 | 21 24 45 | 24 | 83 | 12 | 12 | 2 | 5 | 200 | | | |

| | | | | | | | | | | |
|-----------------|-------|-------|-----------|-------|-------|-------|-------|-------|-------------------|-----|
| FG % 1st Half: | 15-37 | 40.5% | 2nd half: | 10-32 | 31.3% | Game: | 25-69 | 36.2% | Deadball Rebounds | 8,3 |
| 3FG % 1st Half: | 6-18 | 33.3% | 2nd half: | 3-10 | 30.0% | Game: | 9-28 | 32.1% | | |
| FT % 1st Half: | 9-18 | 50.0% | 2nd half: | 15-22 | 68.2% | Game: | 24-40 | 60.0% | | |

Arkansas 92 • 1-0

| # | Player | Total | | 3-Ptr | | Rebounds | | | PF | TP | A TO Blk Stl | | | | | Min |
|--------|------------------|--------|--------|--------|-------------|----------|----|--------------|----|----|--------------|---|-----|--|--|-----|
| | | FG-FGA | FG-FGA | FT-FTA | Off Def Tot | PF | TP | A TO Blk Stl | | | | | | | | |
| 13 | Thomas, Dustin | f | 4-6 | 0-0 | 2-3 | 1 5 6 | 5 | 10 | 0 | 3 | 0 | 0 | 18 | | | |
| 33 | Kingsley, Moses | f | 4-9 | 0-0 | 1-2 | 3 6 9 | 4 | 9 | 3 | 0 | 7 | 1 | 28 | | | |
| 00 | Barford, Jaylen | g | 4-9 | 1-1 | 1-2 | 1 4 5 | 3 | 10 | 4 | 2 | 0 | 1 | 27 | | | |
| 03 | Hannahs, Dusty | g | 7-17 | 1-6 | 8-10 | 1 0 1 | 1 | 23 | 2 | 1 | 0 | 1 | 30 | | | |
| 04 | Macon, Daryl | g | 5-11 | 2-6 | 1-2 | 2 5 7 | 3 | 13 | 5 | 4 | 0 | 4 | 33 | | | |
| 01 | Thompson, Trey | | 2-2 | 0-0 | 1-2 | 0 4 4 | 3 | 5 | 1 | 0 | 2 | 0 | 13 | | | |
| 02 | Bailey, Adrio | | 0-0 | 0-0 | 0-0 | 0 1 1 | 1 | 0 | 0 | 1 | 0 | 0 | 3 | | | |
| 05 | Cook, Arlando | | 0-0 | 0-0 | 0-0 | 0 0 0 | 3 | 0 | 0 | 2 | 0 | 0 | 5 | | | |
| 21 | Watkins, Manuale | | 5-6 | 0-0 | 0-0 | 0 3 3 | 2 | 10 | 2 | 0 | 0 | 0 | 27 | | | |
| 31 | Beard, Anton | | 4-6 | 2-3 | 2-3 | 0 1 1 | 4 | 12 | 3 | 0 | 0 | 2 | 16 | | | |
| Team | | | | | 2 0 2 | | | | | | | | | | | |
| Totals | | | 35-66 | 6-16 | 16-24 | 10 29 39 | 29 | 92 | 20 | 13 | 9 | 9 | 200 | | | |

| | | | | | | | | | | |
|-----------------|-------|-------|-----------|-------|-------|-------|-------|-------|-------------------|-----|
| FG % 1st Half: | 18-30 | 60.0% | 2nd half: | 17-36 | 47.2% | Game: | 35-66 | 53.0% | Deadball Rebounds | 2,2 |
| 3FG % 1st Half: | 5-8 | 62.5% | 2nd half: | 1-8 | 12.5% | Game: | 6-16 | 37.5% | | |
| FT % 1st Half: | 10-13 | 76.9% | 2nd half: | 6-11 | 54.5% | Game: | 16-24 | 66.7% | | |

Officials: Mike Nance, Brian Shey, Rob Rorke
 Technical fouls: Fort Wayne-None. Arkansas-None.
 Attendance: 13787
 Estimated Actual Attendance: 7,504
 Fouled out: Arkansas #13, Thomas (1:35)

| Score by periods | 1st | 2nd | Total |
|------------------|-----|-----|-------|
| Fort Wayne | 45 | 38 | 83 |
| Arkansas | 51 | 41 | 92 |

Last FG - FW 2nd-00:33, AR 2nd-01:00.
 Largest lead - FW by 6 1st-08:06, AR by 15 2nd-02:42.
 FW led for 07:16. AR led for 31:22. Game was tied for 00:52.

Score tied - 4 times.
 Lead changed - 4 times.

GAME 3 Arkansas vs UT Arlington Nov. 18, 2016 at 7 p.m. at Fayetteville, Ark. (Bud Walton Arena)

UT Arlington 67 • 1-3

| # | Player | Total | | 3-Ptr | | Rebounds | | | PF | TP | A TO Blk Stl | | | | | Min |
|--------|-----------------|--------|--------|--------|-------------|----------|----|--------------|----|----|--------------|---|-----|--|--|-----|
| | | FG-FGA | FG-FGA | FT-FTA | Off Def Tot | PF | TP | A TO Blk Stl | | | | | | | | |
| 34 | Pope,Faith | f | 1-5 | 0-1 | 3-4 | 2 3 5 | 3 | 5 | 0 | 0 | 1 | 2 | 13 | | | |
| 45 | Bilbao,Jorge | f | 1-4 | 0-0 | 2-2 | 6 3 9 | 3 | 4 | 0 | 2 | 0 | 0 | 28 | | | |
| 01 | Neal,Erick | g | 5-10 | 2-5 | 3-4 | 1 2 3 | 2 | 15 | 3 | 4 | 0 | 2 | 29 | | | |
| 04 | Charles,Drew | g | 4-6 | 3-5 | 0-0 | 0 1 1 | 1 | 11 | 2 | 2 | 0 | 0 | 26 | | | |
| 10 | Jones,Jalen | g | 3-10 | 3-6 | 1-2 | 2 1 3 | 4 | 10 | 2 | 1 | 0 | 0 | 26 | | | |
| 02 | Bryant,DJ | | 1-2 | 0-1 | 0-0 | 0 0 0 | 2 | 2 | 2 | 1 | 0 | 1 | 11 | | | |
| 03 | Hawkins,Nathan | | 1-2 | 0-1 | 0-0 | 0 1 1 | 3 | 2 | 0 | 1 | 1 | 0 | 14 | | | |
| 05 | Wilson,Kaelon | | 3-8 | 2-5 | 0-0 | 0 2 2 | 1 | 8 | 2 | 3 | 1 | 1 | 22 | | | |
| 13 | Kiris,Erkam | | 0-0 | 0-0 | 0-0 | 0 1 1 | 0 | 0 | 0 | 0 | 0 | 0 | 2 | | | |
| 20 | Harris,Julian | | 1-3 | 0-0 | 0-0 | 1 1 2 | 1 | 2 | 0 | 0 | 0 | 0 | 6 | | | |
| 22 | Kabadyundi,Link | | 0-1 | 0-0 | 0-0 | 0 0 0 | 1 | 0 | 0 | 0 | 0 | 0 | 5 | | | |
| 25 | Hervy,Kevin | | 3-8 | 2-5 | 0-0 | 0 3 3 | 4 | 8 | 1 | 3 | 0 | 0 | 18 | | | |
| Team | | | | | 2 2 4 | | | | | | | | | | | |
| Totals | | | 23-59 | 12-29 | 9-12 | 14 20 34 | 25 | 67 | 12 | 18 | 3 | 6 | 200 | | | |

| | | | | | | | | | | |
|-----------------|-------|-------|-----------|------|-------|-------|-------|-------|-------------------|-----|
| FG % 1st Half: | 15-31 | 48.4% | 2nd half: | 8-28 | 28.6% | Game: | 23-59 | 39.0% | Deadball Rebounds | 2,1 |
| 3FG % 1st Half: | 8-15 | 53.3% | 2nd half: | 4-14 | 28.6% | Game: | 12-29 | 41.4% | | |
| FT % 1st Half: | 5-6 | 83.3% | 2nd half: | 4-6 | 66.7% | Game: | 9-12 | 75.0% | | |

Arkansas 71 • 3-0

| # | Player | Total | | 3-Ptr | | Rebounds | | | PF | TP | A TO Blk Stl | | | | | Min |
|--------|------------------|--------|--------|--------|-------------|----------|----|--------------|----|----|--------------|----|-----|--|--|-----|
| | | FG-FGA | FG-FGA | FT-FTA | Off Def Tot | PF | TP | A TO Blk Stl | | | | | | | | |
| 13 | Thomas, Dustin | f | 1-3 | 0-0 | 6-8 | 2 4 6 | 4 | 8 | 2 | 1 | 1 | 2 | 28 | | | |
| 33 | Kingsley, Moses | c | 2-5 | 0-0 | 1-2 | 1 2 3 | 4 | 5 | 1 | 3 | 4 | 1 | 30 | | | |
| 00 | Barford, Jaylen | g | 6-12 | 1-2 | 4-6 | 3 3 6 | 1 | 17 | 2 | 6 | 0 | 3 | 31 | | | |
| 03 | Hannahs, Dusty | g | 2-10 | 2-7 | 5-6 | 1 0 1 | 1 | 11 | 2 | 0 | 0 | 1 | 27 | | | |
| 04 | Macon, Daryl | g | 2-6 | 0-3 | 3-4 | 0 2 2 | 4 | 7 | 0 | 1 | 0 | 2 | 26 | | | |
| 01 | Thompson, Trey | | 1-2 | 0-0 | 1-1 | 3 1 4 | 2 | 3 | 0 | 2 | 0 | 0 | 7 | | | |
| 05 | Cook, Arlando | | 0-2 | 0-0 | 1-2 | 1 0 1 | 0 | 1 | 0 | 1 | 1 | 1 | 13 | | | |
| 21 | Watkins, Manuale | | 3-5 | 0-0 | 1-1 | 1 2 3 | 0 | 7 | 1 | 0 | 0 | 1 | 20 | | | |
| 31 | Beard, Anton | | 4-8 | 2-3 | 2-2 | 1 5 6 | 2 | 12 | 2 | 0 | 0 | 0 | 18 | | | |
| Team | | | | | 1 2 3 | | | | | | | | | | | |
| Totals | | | 21-53 | 5-15 | 24-32 | 14 21 35 | 18 | 71 | 10 | 14 | 6 | 11 | 200 | | | |

| | | | | | | | | | | |
|-----------------|-------|-------|-----------|-------|-------|-------|-------|-------|-------------------|-----|
| FG % 1st Half: | 9-29 | 31.0% | 2nd half: | 12-24 | 50.0% | Game: | 21-53 | 39.6% | Deadball Rebounds | 5,2 |
| 3FG % 1st Half: | 2-9 | 22.2% | 2nd half: | 3-6 | 50.0% | Game: | 5-15 | 33.3% | | |
| FT % 1st Half: | 12-15 | 80.0% | 2nd half: | 12-17 | 70.6% | Game: | 24-32 | 75.0% | | |

Officials: Olandis Poole, Rusty Phillips, Garrick Shannon
 Technical fouls: UT Arlington-None. Arkansas-None.
 Attendance: 13587
 Estimated Actual Attendance: 6623

| Score by periods | 1st | 2nd | Total |
|------------------|-----|-----|-------|
| UT Arlington | 43 | 24 | 67 |
| Arkansas | 32 | 39 | 71 |

Last FG - UTA 2nd-00:41, AR 2nd-00:58.
 Largest lead - UTA by 17 1st-12:37, AR by 7 2nd-10:36.
 UTA led for 26:34. AR led for 11:37. Game was tied for 01:49.

Score tied - 3 times.
 Lead changed - 1 time.

GAME 2 Arkansas vs Southern Illinois Nov. 14, 2016 at 7 p.m. at Fayetteville, Ark. (Bud Walton Arena)

Southern Illinois 65 • 0-2

| # | Player | Total | | 3-Ptr | | Rebounds | | | PF | TP | A TO Blk Stl | | | | | Min |
|--------|-----------------|--------|--------|--------|-------------|----------|----|--------------|----|----|--------------|---|-----|----|--|-----|
| | | FG-FGA | FG-FGA | FT-FTA | Off Def Tot | PF | TP | A TO Blk Stl | | | | | | | | |
| 33 | O'Brien,Sean | f | 3-8 | 0-1 | 0-0 | 0 2 2 | 2 | 4 | 6 | 0 | 4 | 0 | 0 | 21 | | |
| 40 | Boi,Thik | f | 3-9 | 0-0 | 3-4 | 4 8 12 | 1 | 9 | 1 | 2 | 1 | 1 | 28 | | | |
| 01 | Rodriguez,Mike | g | 0-7 | 0-2 | 4-6 | 1 1 2 | 1 | 4 | 4 | 1 | 0 | 1 | 25 | | | |
| 05 | Vincent,Leo | g | 3-8 | 2-5 | 2-2 | 0 4 4 | 3 | 10 | 1 | 1 | 0 | 0 | 31 | | | |
| 22 | Fletcher,Armon | g | 5-7 | 3-4 | 0-0 | 2 3 5 | 3 | 13 | 1 | 3 | 0 | 3 | 32 | | | |
| 00 | Wiley,Jonathan | | 1-4 | 0-1 | 0-0 | 0 2 2 | 1 | 2 | 0 | 3 | 0 | 0 | 9 | | | |
| 10 | Cook,Aaron | | 1-2 | 0-1 | 4-4 | 0 0 0 | 0 | 6 | 3 | 1 | 0 | 2 | 18 | | | |
| 13 | Lloyd,Sean | | 4-9 | 1-3 | 1-2 | 0 1 1 | 2 | 10 | 0 | 0 | 0 | 1 | 15 | | | |
| 15 | Weihert,Austin | | 1-2 | 0-1 | 1-2 | 0 0 0 | 1 | 3 | 0 | 2 | 0 | 0 | 11 | | | |
| 24 | Stradnieks,Rudy | | 1-4 | 0-0 | 0-0 | 3 0 3 | 0 | 2 | 0 | 0 | 0 | 1 | 10 | | | |
| Team | | | | | 1 2 3 | | | | | | | | | | | |
| Totals | | | 22-60 | 6-18 | 15-20 | 12 22 34 | 16 | 65 | 10 | 17 | 1 | 9 | 200 | | | |

| | | | | | | | | | | |
|-----------------|------|-------|-----------|-------|-------|-------|-------|-------|-------------------|---|
| FG % 1st Half: | 8-33 | 24.2% | 2nd half: | 14-27 | 51.9% | Game: | 22-60 | 36.7% | Deadball Rebounds | 3 |
| 3FG % 1st Half: | 3-10 | 30.0% | 2nd half: | 3-8 | 37.5% | Game: | 6-18 | 33.3% | | |
| FT % 1st Half: | 6-8 | 75.0% | 2nd half: | 9-12 | 75.0% | Game: | 15-20 | 75.0% | | |

Arkansas 90 • 2-0

| # | Player | | Total | | 3-Ptr | | Rebounds | | | PF | TP | A | TO | Blk | Stl | Min |
|--------|------------------|---|--------|--------|--------|-----|----------|-----|----|----|----|----|----|-----|-----|-----|
| | | | FG-FGA | FG-FGA | FT-FTA | Off | Def | Tot | | | | | | | | |
| 13 | Thomas, Dustin | f | 1-3 | 0-0 | 0-0 | 1 | 0 | 1 | 1 | 2 | 4 | 0 | 0 | 1 | 18 | |
| 33 | Kingsley, Moses | f | 4-10 | 0-1 | 7-7 | 1 | 6 | 7 | 1 | 15 | 0 | 1 | 5 | 1 | 22 | |
| 00 | Barford, Jaylen | g | 4-7 | 1-2 | 0-2 | 0 | 2 | 2 | 2 | 9 | 2 | 2 | 0 | 0 | 22 | |
| 03 | Hannahs, Dusty | g | 5-7 | 5-6 | 4-4 | 1 | 4 | 5 | 2 | 19 | 1 | 1 | 0 | 0 | 20 | |
| 04 | Macon, Daryl | g | 4-6 | 4-6 | 0-0 | 0 | 2 | 2 | 2 | 12 | 5 | 0 | 1 | 1 | 20 | |
| 01 | Thompson, Trey | | 1-3 | 0-0 | 2-2 | 1 | 3 | 4 | 3 | 4 | 1 | 1 | 0 | 1 | 15 | |
| 02 | Bailey, Adrio | | 0-1 | 0-0 | 0-2 | 1 | 0 | 1 | 1 | 0 | 0 | 3 | 0 | 0 | 7 | |
| 05 | Cook, Orlando | | 4-8 | 0-0 | 1-1 | 0 | 2 | 2 | 0 | 9 | 0 | 1 | 1 | 1 | 13 | |
| 12 | Hazen, Brachen | | 0-0 | 0-0 | 0-0 | 1 | 1 | 2 | 3 | 0 | 0 | 4 | 0 | 0 | 8 | |
| 21 | Watkins, Manuale | | 2-5 | 0-0 | 0-0 | 2 | 1 | 3 | 2 | 4 | 4 | 0 | 0 | 1 | 21 | |
| 23 | Jones, CJ | | 3-5 | 2-4 | 3-3 | 0 | 2 | 2 | 2 | 11 | 0 | 0 | 0 | 0 | 17 | |
| 31 | Beard, Anton | | 2-6 | 1-4 | 0-0 | 1 | 0 | 1 | 1 | 5 | 6 | 1 | 0 | 1 | 17 | |
| | Team | | | | | 2 | 4 | 6 | | | | | | | | |
| Totals | | | 30-61 | 13-23 | 17-21 | 11 | 27 | 38 | 20 | 90 | 23 | 14 | 7 | 7 | 200 | |

GAME

5

Arkansas vs Mount St. Mary's
Nov. 28, 2016 at 7 p.m. at Fayetteville, Ark. (Bud Walton Arena)

Mount St. Mary's 76 • 1-7

| # | Player | Total | | 3-Ptr | | Rebounds | | | PF | TP | A TO Blk Stl | | | | | Min |
|-----------------|-----------------|--------|--------|-----------|--------|----------|-------|-----|-------|-------|--------------|----|----------|-----|--|-----|
| | | FG-FGA | FG-FGA | FT-FTA | FT-FTA | Off | Def | Tot | | | A | TO | Blk | Stl | | |
| 05 | Wray,Chris | f | 3-5 | 0-0 | 1-4 | 1 | 3 | 4 | 1 | 7 | 1 | 0 | 0 | 1 | | 30 |
| 01 | Salah,Mawdo | c | 4-5 | 0-0 | 0-0 | 2 | 3 | 5 | 4 | 8 | 1 | 0 | 1 | 0 | | 22 |
| 00 | Robinson,Junior | g | 2-8 | 2-5 | 1-2 | 0 | 0 | 0 | 4 | 7 | 3 | 3 | 1 | 0 | | 37 |
| 23 | Alexander,Greg | g | 5-11 | 2-8 | 0-0 | 2 | 2 | 4 | 1 | 12 | 0 | 1 | 0 | 1 | | 28 |
| 55 | Long,Elijah | g | 6-17 | 2-4 | 10-10 | 0 | 7 | 7 | 3 | 24 | 7 | 5 | 0 | 0 | | 36 |
| 04 | Nwandu,Khalid | | 0-0 | 0-0 | 0-0 | 0 | 1 | 1 | 0 | 0 | 0 | 0 | 0 | 0 | | 4 |
| 10 | Wilson,Miles | | 1-1 | 1-1 | 0-0 | 0 | 1 | 1 | 4 | 3 | 1 | 1 | 0 | 0 | | 15 |
| 11 | Miller,Will | | 3-10 | 3-10 | 0-0 | 0 | 3 | 3 | 2 | 9 | 0 | 0 | 0 | 0 | | 16 |
| 12 | Glover,Charles | | 2-3 | 0-1 | 0-0 | 0 | 0 | 0 | 0 | 4 | 0 | 0 | 0 | 0 | | 6 |
| 20 | Gurdon,Sean | | 0-0 | 0-0 | 0-0 | 0 | 0 | 0 | 0 | 0 | 1 | 0 | 0 | 0 | | 1 |
| 21 | Miller,Randy | | 0-0 | 0-0 | 0-0 | 0 | 0 | 0 | 0 | 0 | 1 | 1 | 0 | 1 | | 3 |
| 25 | Thurstun,Bryce | | 0-0 | 0-0 | 0-0 | 0 | 1 | 1 | 0 | 0 | 0 | 0 | 0 | 0 | | 1 |
| 54 | Gomes,Ryan | | 1-1 | 0-0 | 0-0 | 0 | 0 | 0 | 1 | 2 | 0 | 0 | 0 | 0 | | 1 |
| Team | | | | | | 2 | 2 | 4 | | | | | | | | |
| Totals | | | 27-61 | 10-29 | 12-16 | 7 | 23 | 30 | 21 | 76 | 15 | 11 | 2 | 3 | | 200 |
| FG % 1st Half: | | 15-30 | 50.0% | 2nd half: | 12-31 | 38.7% | Game: | | 27-61 | 44.3% | | | | | | |
| 3FG % 1st Half: | | 4-11 | 36.4% | 2nd half: | 6-18 | 33.3% | Game: | | 10-29 | 34.5% | | | | | | |
| FT % 1st Half: | | 3-3 | 100.0 | 2nd half: | 9-13 | 69.2% | Game: | | 12-16 | 75.0% | | | | | | |
| | | | | | | | | | | | Deadball | | Rebounds | | | 3,1 |

Arkansas 89 • 4-1

| # | Player | Total | | 3-Ptr | | Rebounds | | | PF | TP | A TO Blk Stl | | | | | Min |
|-----------------|------------------|--------|--------|-----------|--------|----------|-------|-----|-------|-------|--------------|----|----------|-----|--|-----|
| | | FG-FGA | FG-FGA | FT-FTA | FT-FTA | Off | Def | Tot | | | A | TO | Blk | Stl | | |
| 13 | Thomas, Dustin | f | 6-7 | 1-1 | 0-0 | 1 | 4 | 5 | 3 | 13 | 1 | 0 | 0 | 1 | | 23 |
| 33 | Kingsley, Moses | f | 3-8 | 0-0 | 3-6 | 5 | 8 | 13 | 3 | 9 | 4 | 3 | 1 | 0 | | 26 |
| 03 | Hannahs, Dusty | g | 4-14 | 0-5 | 4-4 | 1 | 1 | 2 | 1 | 12 | 1 | 1 | 0 | 1 | | 20 |
| 21 | Watkins, Manuale | g | 4-6 | 0-0 | 0-0 | 2 | 4 | 6 | 0 | 8 | 4 | 0 | 0 | 2 | | 22 |
| 31 | Beard, Anton | g | 4-8 | 2-3 | 1-2 | 3 | 1 | 4 | 0 | 11 | 3 | 1 | 0 | 0 | | 23 |
| 00 | Barford, Jaylen | | 5-8 | 2-4 | 1-1 | 0 | 1 | 1 | 2 | 13 | 1 | 0 | 0 | 2 | | 23 |
| 01 | Thompson, Trey | | 0-1 | 0-0 | 0-0 | 1 | 4 | 5 | 3 | 0 | 1 | 0 | 0 | 1 | | 13 |
| 02 | Bailey, Adrio | | 0-0 | 0-0 | 0-0 | 0 | 0 | 0 | 0 | 0 | 1 | 0 | 0 | 1 | | 4 |
| 04 | Macon, Daryl | | 4-7 | 2-3 | 5-6 | 0 | 0 | 0 | 3 | 15 | 2 | 1 | 0 | 0 | | 18 |
| 05 | Cook, Arlando | | 1-4 | 0-0 | 1-2 | 0 | 2 | 2 | 1 | 3 | 1 | 0 | 0 | 0 | | 13 |
| 12 | Hazen, Brachen | | 0-0 | 0-0 | 0-2 | 0 | 0 | 0 | 0 | 0 | 0 | 0 | 0 | 0 | | 1 |
| 23 | Jones, CJ | | 1-4 | 1-3 | 2-2 | 0 | 1 | 1 | 1 | 5 | 1 | 1 | 0 | 0 | | 14 |
| Team | | | | | | 1 | 1 | 2 | | | | | | | | |
| Totals | | | 32-67 | 8-19 | 17-25 | 14 | 27 | 41 | 17 | 89 | 20 | 7 | 1 | 8 | | 200 |
| FG % 1st Half: | | 19-37 | 51.4% | 2nd half: | 13-30 | 43.3% | Game: | | 32-67 | 47.8% | | | | | | |
| 3FG % 1st Half: | | 5-9 | 55.6% | 2nd half: | 3-10 | 30.0% | Game: | | 8-19 | 42.1% | | | | | | |
| FT % 1st Half: | | 2-4 | 50.0% | 2nd half: | 15-21 | 71.4% | Game: | | 17-25 | 68.0% | | | | | | |
| | | | | | | | | | | | Deadball | | Rebounds | | | 5,1 |

Officials: Mike Nance, Keith Kimble, Todd Austin
Technical fouls: Mount St. Mary's-None. Arkansas-None.
Attendance: 13321
Estimated Actual Attendance: 4,256

| Score by periods | 1st | 2nd | Total | | In | Off | 2nd | Fast | |
|------------------|-----|-----|-------|--------|-------|-----|--------|-------|-------|
| Mount St. Mary's | 37 | 39 | 76 | Points | Paint | T/O | Chance | Break | Bench |
| Arkansas | 45 | 44 | 89 | MOUNT | 34 | 10 | 6 | 9 | 18 |
| | | | | AR | 48 | 18 | 13 | 21 | 36 |

Last FG - MOUNT 2nd-00:18, AR 2nd-01:54.
Largest lead - MOUNT by 4 1st-18:27, AR by 21 2nd-06:41.
MOUNT led for 03:05, AR led for 35:10. Game was tied for 01:45.

Score tied - 1 time.
Lead changed - 3 times.

GAME

7

Arkansas vs Austin Peay
Dec. 3, 2016 at 7 p.m. at Fayetteville, Ark. (Bud Walton Arena)

Austin Peay 62 • 4-4

| # | Player | Total | | 3-Ptr | | Rebounds | | | PF | TP | A TO Blk Stl | | | | | Min |
|-----------------|---------------------|--------|--------|-----------|--------|----------|-------|-----|-------|-------|--------------|----|----------|-----|--|-----|
| | | FG-FGA | FG-FGA | FT-FTA | FT-FTA | Off | Def | Tot | | | A | TO | Blk | Stl | | |
| 03 | Porter-Bunton,Chris | f | 1-5 | 0-1 | 2-4 | 2 | 1 | 3 | 3 | 4 | 2 | 2 | 0 | 0 | | 16 |
| 42 | Jones,Kenny | f | 4-10 | 0-0 | 0-1 | 4 | 1 | 5 | 2 | 8 | 1 | 1 | 0 | 1 | | 26 |
| 02 | Savage,Jared | g | 2-7 | 2-5 | 0-0 | 2 | 2 | 4 | 2 | 6 | 0 | 0 | 1 | 0 | | 38 |
| 04 | Robinson,Josh | g | 3-14 | 0-5 | 3-3 | 0 | 3 | 3 | 1 | 9 | 5 | 4 | 0 | 0 | | 38 |
| 32 | Murry,John | g | 9-16 | 2-3 | 3-4 | 3 | 0 | 3 | 0 | 23 | 2 | 3 | 0 | 0 | | 33 |
| 01 | Diop,Assane | | 4-5 | 0-0 | 1-1 | 1 | 2 | 3 | 2 | 9 | 0 | 1 | 1 | 0 | | 18 |
| 10 | Ivory,Tre' | | 0-1 | 0-0 | 0-0 | 0 | 0 | 0 | 0 | 0 | 0 | 0 | 0 | 0 | | 2 |
| 23 | Harris,Steve | | 1-1 | 0-0 | 0-0 | 0 | 1 | 1 | 0 | 2 | 0 | 0 | 0 | 0 | | 2 |
| 23 | Dobbs,Jartavious | | 0-0 | 0-0 | 0-0 | 1 | 2 | 3 | 0 | 0 | 0 | 0 | 0 | 0 | | 2 |
| 25 | Clayton,Dre'Kalo | | 0-4 | 0-1 | 1-2 | 0 | 3 | 3 | 1 | 1 | 0 | 1 | 1 | 0 | | 18 |
| 45 | Glotta,Zach | | 0-2 | 0-2 | 0-0 | 1 | 0 | 1 | 0 | 0 | 0 | 1 | 0 | 0 | | 7 |
| Team | | | | | | 1 | 1 | 2 | | | | | | | | |
| Totals | | | 24-65 | 4-17 | 10-15 | 15 | 16 | 31 | 11 | 62 | 10 | 13 | 3 | 1 | | 200 |
| FG % 1st Half: | | 12-30 | 40.0% | 2nd half: | 12-35 | 34.3% | Game: | | 24-65 | 36.9% | | | | | | |
| 3FG % 1st Half: | | 2-8 | 25.0% | 2nd half: | 2-9 | 22.2% | Game: | | 4-17 | 23.5% | | | | | | |
| FT % 1st Half: | | 5-8 | 62.5% | 2nd half: | 5-7 | 71.4% | Game: | | 10-15 | 66.7% | | | | | | |
| | | | | | | | | | | | Deadball | | Rebounds | | | 2,1 |

Arkansas 99 • 6-1

| # | Player | Total | | 3-Ptr | | Rebounds | | | PF | TP | A TO Blk Stl | | | | | Min |
|-----------------|------------------|--------|--------|-----------|--------|----------|-------|-----|-------|-------|--------------|----|----------|-----|--|-----|
| | | FG-FGA | FG-FGA | FT-FTA | FT-FTA | Off | Def | Tot | | | A | TO | Blk | Stl | | |
| 13 | Thomas, Dustin | f | 3-6 | 0-1 | 1-2 | 0 | 3 | 3 | 2 | 7 | 4 | 1 | 0 | 0 | | 16 |
| 33 | Kingsley, Moses | f | 4-7 | 1-1 | 4-4 | 3 | 4 | 7 | 3 | 13 | 5 | 4 | 3 | 0 | | 22 |
| 00 | Barford, Jaylen | g | 5-10 | 1-3 | 1-1 | 0 | 6 | 6 | 2 | 12 | 4 | 0 | 1 | 2 | | 21 |
| 04 | Macon, Daryl | g | 4-7 | 0-3 | 0-0 | 0 | 4 | 4 | 2 | 8 | 1 | 1 | 0 | 1 | | 15 |
| 21 | Watkins, Manuale | g | 1-2 | 0-0 | 2-2 | 0 | 1 | 1 | 0 | 4 | 3 | 0 | 0 | 1 | | 16 |
| 01 | Thompson, Trey | | 2-2 | 0-0 | 0-0 | 2 | 2 | 4 | 0 | 4 | 1 | 0 | 2 | 2 | | 13 |
| 02 | Bailey, Adrio | | 7-8 | 0-0 | 0-0 | 4 | 3 | 7 | 2 | 14 | 2 | 2 | 2 | 1 | | 18 |
| 03 | Hannahs, Dusty | | 5-12 | 3-5 | 0-0 | 0 | 1 | 1 | 2 | 13 | 0 | 0 | 0 | 0 | | 21 |
| 05 | Cook, Arlando | | 2-4 | 0-0 | 0-0 | 3 | 0 | 3 | 1 | 4 | 2 | 0 | 0 | 1 | | 15 |
| 12 | Hazen, Brachen | | 1-2 | 0-0 | 0-0 | 1 | 0 | 1 | 1 | 2 | 0 | 0 | 0 | 0 | | 9 |
| 15 | Holmes, Jonathan | | 0-2 | 0-2 | 0-0 | 0 | 1 | 1 | 0 | 0 | 0 | 0 | 0 | 0 | | 2 |
| 23 | Jones, CJ | | 4-6 | 3-4 | 0-0 | 0 | 0 | 0 | 2 | 11 | 2 | 0 | 3 | 0 | | 15 |
| 31 | Beard, Anton | | 2-9 | 1-4 | 2-2 | 2 | 2 | 4 | 2 | 7 | 4 | 1 | 0 | 0 | | 17 |
| Team | | | | | | 4 | 1 | 5 | | | | | | | | |
| Totals | | | 40-77 | 9-23 | 10-11 | 19 | 28 | 47 | 19 | 99 | 28 | 9 | 11 | 9 | | 200 |
| FG % 1st Half: | | 17-41 | 41.5% | 2nd half: | 23-36 | 63.9% | Game: | | 40-77 | 51.9% | | | | | | |
| 3FG % 1st Half: | | 3-12 | 25.0% | 2nd half: | 6-11 | 54.5% | Game: | | 9-23 | 39.1% | | | | | | |
| FT % 1st Half: | | 4-5 | 80.0% | 2nd half: | 6-6 | 100.0 | Game: | | 10-11 | 90.9% | | | | | | |
| | | | | | | | | | | | Deadball | | Rebounds | | | 2,1 |

Officials: Anthony Jordan, John Hampton, Rob Rorke
Technical fouls: Austin Peay-None. Arkansas-None.
Attendance: 19483
Estimated Actual Attendance: 10,059

| Score by periods | 1st | 2nd | Total | | In | Off | 2nd | Fast | |
|------------------|-----|-----|-------|--------|-------|-----|--------|-------|-------|
| Austin Peay | 31 | 31 | 62 | Points | Paint | T/O | Chance | Break | Bench |
| Arkansas | 41 | 58 | 99 | APSU | 40 | 8 | 10 | 7 | 12 |
| | | | | AR | 52 | 25 | 26 | 28 | 55 |

GAME 9

Arkansas vs North Florida Dec. 10, 2016 at 4:30 p.m. at Fayetteville, Ark. (Bud Walton Arena)

North Florida 76 • 3-8

| # | Player | | Total | | | 3-Ptr | Rebounds | | | PF | TP | A TO Blk Stl | | | | Min |
|--------|----------------|---|-------|-------|-------|-------|----------|-----|-----|----|----|--------------|---|----|-----|-----|
| | | | FG | FGA | FG% | FT | FTA | Off | Def | | | Tot | A | TO | Blk | |
| 02 | Aminu, Wajid | f | 3-4 | 2-2 | 0-4 | 2 | 1 | 3 | 2 | 8 | 2 | 1 | 0 | 1 | 32 | |
| 33 | Banks, Romelo | c | 2-6 | 0-0 | 0-2 | 1 | 4 | 5 | 4 | 4 | 0 | 2 | 0 | 0 | 31 | |
| 11 | Sams, Garrett | g | 2-8 | 1-5 | 5-5 | 2 | 1 | 3 | 2 | 10 | 2 | 2 | 0 | 0 | 23 | |
| 12 | Bodager, Aaron | g | 5-10 | 4-9 | 0-0 | 0 | 5 | 5 | 2 | 14 | 2 | 5 | 0 | 2 | 34 | |
| 14 | Moore, Dallas | g | 12-20 | 4-9 | 6-6 | 0 | 2 | 2 | 2 | 34 | 3 | 1 | 0 | 1 | 37 | |
| 01 | Odum, Karlos | | 0-0 | 0-0 | 1-2 | 0 | 0 | 0 | 3 | 1 | 0 | 3 | 0 | 0 | 18 | |
| 05 | Fisher, CJ | | 0-1 | 0-0 | 0-0 | 0 | 0 | 0 | 1 | 0 | 0 | 1 | 0 | 0 | 3 | |
| 10 | Blount, Osborn | | 0-1 | 0-1 | 0-0 | 0 | 0 | 0 | 0 | 0 | 0 | 1 | 0 | 0 | 3 | |
| 23 | Malonga, Nick | | 2-5 | 1-3 | 0-0 | 0 | 3 | 3 | 5 | 5 | 0 | 3 | 0 | 0 | 16 | |
| 50 | Haid, Benedikt | | 0-1 | 0-1 | 0-0 | 0 | 1 | 1 | 0 | 0 | 0 | 0 | 0 | 0 | 3 | |
| | Team | | | | | 2 | 3 | 5 | | | | | | | | |
| Totals | | | 26-56 | 12-30 | 12-19 | 7 | 20 | 27 | 21 | 76 | 9 | 19 | 0 | 4 | 200 | |

FG % 1st Half: 15-33 45.5% 2nd half: 11-23 47.8% Game: 26-56 46.4% Deadball Rebounds 3.1
3FG % 1st Half: 7-17 41.2% 2nd half: 5-13 38.5% Game: 12-30 40.0%
FT % 1st Half: 7-9 77.8% 2nd half: 5-10 50.0% Game: 12-19 63.2%

Arkansas 91 • 8-1

| # | Player | | Total | | 3-Ptr | Rebounds | | | | | PF | TP | A | | | | Min |
|--------|------------------|---|--------|--------|--------|----------|-----|-----|----|-----|----|----|-----|----|-----|--|-----|
| | | | FG-FGA | FG-FGA | FT-FTA | Off | Def | Tot | To | Blk | | | Stl | | | | |
| 13 | Thomas, Dustin | f | 2-5 | 0-0 | 4-4 | 2 | 6 | 8 | 1 | 8 | 3 | 1 | 0 | 0 | 22 | | |
| 33 | Kingsley, Moses | f | 5-7 | 0-0 | 3-4 | 2 | 8 | 10 | 4 | 13 | 1 | 3 | 1 | 0 | 26 | | |
| 00 | Barford, Jaylen | g | 6-16 | 1-5 | 1-4 | 2 | 2 | 4 | 1 | 14 | 3 | 1 | 2 | 3 | 25 | | |
| 04 | Macon, Daryl | g | 3-6 | 2-5 | 5-5 | 0 | 4 | 4 | 2 | 13 | 4 | 3 | 0 | 3 | 23 | | |
| 21 | Watkins, Manuale | g | 2-6 | 0-0 | 3-4 | 2 | 2 | 4 | 2 | 7 | 4 | 2 | 0 | 3 | 22 | | |
| 01 | Thompson, Trey | | 2-2 | 0-0 | 2-4 | 2 | 0 | 2 | 2 | 6 | 0 | 0 | 0 | 1 | 13 | | |
| 02 | Bailey, Adrio | | 1-1 | 0-0 | 1-2 | 1 | 0 | 1 | 1 | 3 | 0 | 0 | 0 | 0 | 6 | | |
| 03 | Hannahs, Dusty | | 5-10 | 2-6 | 5-5 | 0 | 1 | 1 | 0 | 17 | 3 | 2 | 1 | 0 | 25 | | |
| 05 | Cook, Arlando | | 2-4 | 0-0 | 0-0 | 3 | 1 | 4 | 2 | 4 | 0 | 1 | 0 | 2 | 12 | | |
| 12 | Hazen, Brachen | | 0-0 | 0-0 | 0-0 | 0 | 0 | 0 | 0 | 0 | 0 | 0 | 0 | 0 | 1 | | |
| 23 | Jones, CJ | | 0-1 | 0-1 | 0-0 | 0 | 1 | 1 | 0 | 0 | 1 | 0 | 0 | 0 | 5 | | |
| 31 | Beard, Anton | | 3-8 | 0-3 | 0-0 | 0 | 0 | 0 | 0 | 6 | 2 | 1 | 0 | 1 | 20 | | |
| | Team | | | | | 1 | 2 | 3 | | | | | | | | | |
| Totals | | | 31-66 | 5-20 | 24-32 | 15 | 27 | 42 | 15 | 91 | 21 | 14 | 4 | 13 | 200 | | |

FG % 1st Half: 16-33 48.5% 2nd half: 15-33 45.5% Game: 31-66 47.0% Deadball Rebounds 7
3FG % 1st Half: 1-8 12.5% 2nd half: 4-12 33.3% Game: 5-20 25.0%
FT % 1st Half: 11-16 68.8% 2nd half: 13-16 81.3% Game: 24-32 75.0%

Officials: Mike Nance, Todd Austin, Nate Green
Technical fouls: North Florida-None. Arkansas-None.
Attendance: 13700
Estimated Actual Attendance: 7650
Fouled Out: North Florida, #23, Malonga (8:35 2H)

| Score by periods | 1st | 2nd | Total |
|------------------|-----|-----|-------|
| North Florida | 44 | 32 | 76 |
| Arkansas | 44 | 47 | 91 |

Last FG - UNF 2nd-03:30, AR 2nd-01:12.
Largest lead - UNF by 3 2nd-13:44, AR by 16 2nd-01:12.
UNF led for 06:15. AR led for 29:39. Game was tied for 04:06.

| Points | In | Off | 2nd | Fast | Bench |
|---------------|----|-----|-----|--------|-------|
| North Florida | 20 | T/O | 12 | Chance | 6 |
| AR | 38 | 21 | 22 | 2 | 10 |
| | | | | | 36 |

Score tied - 8 times.
Lead changed - 22 times.

GAME 11

Arkansas vs North Dakota State Dec. 20, 2016 at 6 p.m. at Fayetteville, Ark. (Bud Walton Arena)

North Dakota State 55 • 8-5

| # | Player | Total | | | 3-Ptr | Rebounds | | | PF | TP | A TO Blk Stl | | | | Min |
|----|-----------------|--------|--------|--------|-------|----------|-----|-----|----|----|--------------|----|-----|-----|-----|
| | | FG-FGA | FG-FGA | FT-FTA | | Off | Def | Tot | | | A | TO | Blk | Stl | |
| 21 | A.J. Jacobson | f | 2-7 | 1-5 | 1-2 | 0 | 4 | 4 | 3 | 6 | 1 | 2 | 0 | 0 | 28 |
| 42 | Dylan Miller | f | 1-4 | 0-0 | 0-0 | 0 | 1 | 1 | 2 | 2 | 1 | 0 | 0 | 0 | 14 |
| 02 | Paul Miller | g | 4-10 | 4-8 | 5-7 | 0 | 7 | 7 | 2 | 17 | 2 | 3 | 2 | 2 | 37 |
| 03 | Carlin Dupree | g | 3-10 | 0-2 | 2-2 | 0 | 3 | 3 | 2 | 8 | 2 | 4 | 0 | 1 | 30 |
| 13 | Khy Kabellis | g | 0-9 | 0-6 | 2-2 | 0 | 1 | 1 | 1 | 2 | 4 | 2 | 1 | 2 | 32 |
| 11 | Jared Samuelson | | 0-0 | 0-0 | 0-0 | 0 | 0 | 0 | 0 | 0 | 1 | 0 | 0 | 0 | 1 |
| 12 | Zach Rammelt | | 0-0 | 0-0 | 0-0 | 0 | 0 | 0 | 0 | 0 | 0 | 0 | 0 | 0 | 1 |
| 23 | Deng Geu | | 2-5 | 0-2 | 0-0 | 0 | 2 | 2 | 1 | 4 | 0 | 1 | 0 | 0 | 8 |
| 24 | Tyson Ward | | 4-6 | 2-4 | 0-2 | 0 | 1 | 1 | 2 | 10 | 0 | 0 | 0 | 1 | 22 |
| 30 | Spencer Eliason | | 0-0 | 0-0 | 0-0 | 0 | 0 | 0 | 0 | 0 | 0 | 0 | 0 | 0 | 1 |
| 32 | Evan Wesenberg | | 0-0 | 0-0 | 0-0 | 0 | 0 | 0 | 0 | 0 | 0 | 0 | 0 | 0 | 1 |
| 40 | Dexter Werner | | 2-3 | 0-0 | 2-6 | 5 | 7 | 12 | 3 | 6 | 1 | 2 | 0 | 1 | 25 |
| | Team | | | | | 3 | 0 | 3 | | | | | | | |
| | Totals | | 18-54 | 7-27 | 12-21 | 8 | 26 | 34 | 16 | 55 | 12 | 15 | 3 | 7 | 200 |

FG % 1st Half: 8-30 26.7% 2nd half: 10-24 41.7% Game: 18-54 33.3% Deadball Rebounds 5
3FG % 1st Half: 4-16 25.0% 2nd half: 3-11 27.3% Game: 7-27 25.9%
FT % 1st Half: 1-4 25.0% 2nd half: 11-17 64.7% Game: 12-21 57.1%

Arkansas 71 • 10-1

| # | Player | Total | | | 3-Ptr | Rebounds | | | PF | TP | A TO Blk Stl | | | | Min |
|--------|------------------|--------|--------|--------|-------|----------|-----|-----|----|----|--------------|----|-----|-----|-----|
| | | FG-FGA | FG-FGA | FT-FTA | | Off | Def | Tot | | | A | TO | Blk | Stl | |
| 13 | Thomas, Dustin | f | 2-6 | 0-0 | 2-2 | 2 | 0 | 2 | 4 | 6 | 0 | 0 | 0 | 0 | 13 |
| 33 | Kingsley, Moses | f | 4-10 | 0-1 | 3-3 | 1 | 7 | 8 | 3 | 11 | 0 | 2 | 1 | 0 | 27 |
| 00 | Barford, Jaylen | g | 2-7 | 0-2 | 0-0 | 1 | 2 | 3 | 2 | 4 | 2 | 3 | 0 | 0 | 22 |
| 04 | Macon, Daryl | g | 5-12 | 3-5 | 2-2 | 4 | 2 | 6 | 0 | 15 | 5 | 4 | 0 | 1 | 24 |
| 21 | Watkins, Manuale | g | 1-2 | 0-0 | 2-2 | 0 | 6 | 6 | 1 | 4 | 2 | 1 | 0 | 3 | 25 |
| 01 | Thompson, Trey | | 1-2 | 0-0 | 0-0 | 0 | 4 | 4 | 4 | 2 | 0 | 2 | 2 | 0 | 12 |
| 02 | Bailey, Adrio | | 1-2 | 0-0 | 0-1 | 0 | 1 | 1 | 0 | 2 | 0 | 0 | 0 | 1 | 9 |
| 03 | Hannahs, Dusty | | 4-10 | 3-7 | 0-0 | 0 | 2 | 2 | 1 | 11 | 3 | 2 | 0 | 1 | 19 |
| 05 | Cook, Arlando | | 1-3 | 0-0 | 2-2 | 1 | 2 | 3 | 0 | 4 | 1 | 0 | 0 | 0 | 13 |
| 12 | Hazen, Brachen | | 0-0 | 0-0 | 1-2 | 0 | 0 | 0 | 0 | 1 | 0 | 0 | 0 | 0 | 1 |
| 23 | Jones, CJ | | 0-0 | 0-0 | 0-0 | 0 | 2 | 2 | 0 | 0 | 0 | 0 | 1 | 0 | 11 |
| 31 | Beard, Anton | | 3-7 | 3-6 | 2-2 | 0 | 1 | 1 | 3 | 11 | 0 | 2 | 0 | 0 | 24 |
| Team | | | | | | 3 | 0 | 3 | | | | | | | |
| Totals | | | 24-61 | 9-21 | 14-16 | 12 | 29 | 41 | 18 | 71 | 13 | 16 | 4 | 6 | 200 |

FG % 1st Half: 11-30 36.7% 2nd half: 13-31 41.9% Game: 24-61 39.3% Deadball Rebounds 1.3
3FG % 1st Half: 3-8 37.5% 2nd half: 6-13 46.2% Game: 9-21 42.9%
FT % 1st Half: 2-3 66.7% 2nd half: 12-13 92.3% Game: 14-16 87.5%

Officials: Anthony Jordan, Tim Gattis, Will Howard
Technical fouls: North Dakota State-None. Arkansas-None.
Attendance: 16006
Estimated Actual Attendance: 8,621

| Score by periods | 1st | 2nd | Total |
|--------------------|-----|-----|-------|
| North Dakota State | 21 | 34 | 55 |
| Arkansas | 27 | 44 | 71 |

Last FG - NDSU 2nd-00:32, AR 2nd-00:02.
Largest lead - NDSU by 1 1st-16:53, AR by 20 2nd-04:11.
NDSU led for 00:40. AR led for 38:22. Game was tied for 00:57.

| Points | In | Off | 2nd | Fast | Bench |
|--------|----|-----|-----|--------|-------|
| NDSU | 18 | T/O | 19 | Chance | 20 |
| AR | 24 | 15 | 16 | 5 | 31 |

Score tied - 3 times.
Lead changed - 4 times.

GAME 10

Arkansas vs Texas Dec. 17, 2016 at 1:35 p.m. at Houston, Texas (Toyota Center)

Arkansas 77 • 9-1

| # | Player | | Total | | 3-Ptr | Rebounds | | | PF | TP | A | TO | Blk | Stl | Min |
|--------|------------------|---|--------|--------|--------|----------|-----|-----|----|----|----|----|-----|-----|-----|
| | | | FG-FGA | FG-FGA | FT-FTA | Off | Def | Tot | | | | | | | |
| 00 | Barford, Jaylen | * | 4-10 | 0-3 | 3-3 | 0 | 3 | 3 | 4 | 11 | 3 | 2 | 1 | 1 | 26 |
| 04 | Macon, Daryl | * | 4-12 | 1-5 | 14-14 | 1 | 3 | 4 | 1 | 23 | 3 | 1 | 0 | 1 | 29 |
| 13 | Thomas, Dustin | * | 0-3 | 0-0 | 0-0 | 2 | 1 | 3 | 4 | 0 | 0 | 0 | 1 | 0 | 21 |
| 21 | Watkins, Manuale | * | 3-4 | 0-0 | 0-0 | 1 | 3 | 4 | 2 | 6 | 0 | 1 | 0 | 1 | 20 |
| 33 | Kingsley, Moses | * | 2-8 | 0-0 | 3-3 | 1 | 9 | 10 | 1 | 7 | 0 | 2 | 5 | 0 | 32 |
| 01 | Thompson, Trey | | 1-4 | 0-0 | 1-2 | 2 | 1 | 3 | 2 | 3 | 0 | 0 | 0 | 0 | 8 |
| 03 | Hannahs, Dusty | | 5-11 | 3-6 | 2-3 | 0 | 0 | 0 | 3 | 15 | 1 | 2 | 0 | 2 | 24 |
| 05 | Cook, Arlando | | 1-1 | 0-0 | 4-4 | 0 | 2 | 2 | 4 | 6 | 1 | 0 | 1 | 1 | 17 |
| 31 | Beard, Anton | | 2-9 | 0-2 | 2-2 | 2 | 3 | 5 | 3 | 6 | 2 | 2 | 0 | 0 | 23 |
| | Team | | | | | 4 | 3 | 7 | | | | | | | |
| Totals | | | 22-62 | 4-16 | 29-31 | 13 | 28 | 41 | 24 | 77 | 10 | 10 | 8 | 6 | 200 |

FG % 1st Half: 9-34 26.5% 2nd half: 13-28 46.4% Game: 22-62 35.5% Deadball Rebounds 1
3FG % 1st Half: 1-9 11.1% 2nd half: 3-7 42.9% Game: 4-16 25.0%
FT % 1st Half: 11-12 91.7% 2nd half: 18-19 94.7% Game: 29-31 93.5%

Texas 74 • 5-5














| # | Player | | Total | | 3-Ptr | Rebounds | | | PF | TP | A TO Blk Stl | | | | Min |
|--------|------------------|---|--------|--------|--------|----------|-----|-----|----|----|--------------|----|-----|-----|-----|
| | | | FG-FGA | FG-FGA | FT-FTA | Off | Def | Tot | | | A | TO | Blk | Stl | |
| 00 | Tevin Mack | * | 7-16 | 4-8 | 2-7 | 4 | 8 | 12 | 1 | 20 | 1 | 2 | 0 | 0 | 38 |
| 01 | Andrew Jones | * | 4-6 | 1-3 | 8-11 | 0 | 2 | 2 | 4 | 17 | 7 | 2 | 0 | 3 | 32 |
| 12 | Kerwin Roach Jr. | * | 5-12 | 0-1 | 2-4 | 1 | 2 | 3 | 4 | 12 | 1 | 2 | 0 | 1 | 27 |
| 31 | Jarrett Allen | * | 5-10 | 0-0 | 1-4 | 4 | 6 | 10 | 3 | 11 | 2 | 2 | 2 | 1 | 33 |
| 32 | Shaquille Cleare | * | 3-6 | 0-0 | 4-4 | 4 | 3 | 7 | 4 | 10 | 1 | 0 | 2 | 0 | 23 |
| 03 | Jacob Young | | 0-2 | 0-1 | 0-0 | 0 | 1 | 1 | 4 | 0 | 1 | 2 | 0 | 0 | 12 |
| 04 | James Banks | | 1-2 | 0-0 | 0-0 | 0 | 1 | 1 | 2 | 2 | 0 | 0 | 1 | 0 | 8 |
| 05 | Kendal Yancy | | 0-4 | 0-2 | 2-2 | 0 | 1 | 1 | 0 | 2 | 0 | 1 | 1 | 0 | 11 |
| 10 | Eric Davis Jr. | | 0-4 | 0-2 | 0-0 | 0 | 2 | 2 | 1 | 0 | 0 | 1 | 1 | 0 | 16 |
| | Team | | | | | 4 | 2 | 6 | | | | | | | |
| Totals | | | 25-62 | 5-17 | 19-32 | 17 | 28 | 45 | 23 | 74 | 13 | 12 | 7 | 5 | 200 |

| RECORD: | OVERALL | HOME | AWAY | NEUTRAL |
|----------------|---------|------|------|---------|
| ALL GAMES | 10-1 | 9-0 | 0-1 | 1-0 |
| CONFERENCE | 0-0 | 0-0 | 0-0 | 0-0 |
| NON-CONFERENCE | 10-1 | 9-0 | 0-1 | 1-0 |

| ## | Player | gp-gs | min | avg | Total | | 3-Point | | F-Throw | | Rebounds | | | | pf | dq | a | to | blk | stl | pts | avg |
|----------------|------------------|-------|------|------|---------|------|---------|------|---------|-------|----------|-----|-----|------|-----|----|-----|-----|-----|-----|-----|------|
| | | | | | fg-fga | fg% | 3fg-fga | 3fg% | ft-fa | ft% | off | def | tot | avg | | | | | | | | |
| 03 | Hannahs, Dusty | 11-6 | 256 | 23.3 | 55-123 | .447 | 22-57 | .386 | 41-45 | .911 | 6 | 10 | 16 | 1.5 | 15 | 0 | 16 | 15 | 1 | 7 | 173 | 15.7 |
| 04 | Macon, Daryl | 11-9 | 266 | 24.2 | 43-95 | .453 | 18-48 | .375 | 38-42 | .905 | 9 | 28 | 37 | 3.4 | 22 | 0 | 34 | 24 | 1 | 18 | 142 | 12.9 |
| 33 | Kingsley, Moses | 11-11 | 296 | 26.9 | 41-86 | .477 | 1-3 | .333 | 35-44 | .795 | 24 | 68 | 92 | 8.4 | 32 | 1 | 17 | 24 | 32 | 7 | 118 | 10.7 |
| 00 | Barford, Jaylen | 11-9 | 257 | 23.4 | 44-99 | .444 | 7-27 | .259 | 17-26 | .654 | 9 | 27 | 36 | 3.3 | 23 | 0 | 25 | 23 | 4 | 14 | 112 | 10.2 |
| 31 | Beard, Anton | 11-2 | 225 | 20.5 | 31-78 | .397 | 11-33 | .333 | 19-24 | .792 | 16 | 16 | 32 | 2.9 | 21 | 0 | 28 | 12 | 0 | 11 | 92 | 8.4 |
| 13 | Thomas, Dustin | 11-11 | 215 | 19.5 | 28-59 | .475 | 1-2 | .500 | 22-29 | .759 | 16 | 27 | 43 | 3.9 | 34 | 1 | 18 | 10 | 3 | 4 | 79 | 7.2 |
| 21 | Watkins, Manuale | 11-7 | 243 | 22.1 | 29-55 | .527 | 0-0 | .000 | 10-11 | .909 | 12 | 36 | 48 | 4.4 | 15 | 0 | 26 | 6 | 0 | 18 | 68 | 6.2 |
| 23 | Jones, CJ | 8-0 | 84 | 10.5 | 11-23 | .478 | 9-16 | .563 | 5-5 | 1.000 | 0 | 9 | 9 | 1.1 | 8 | 0 | 6 | 3 | 5 | 0 | 36 | 4.5 |
| 05 | Cook, Arlando | 11-0 | 134 | 12.2 | 14-32 | .438 | 0-0 | .000 | 9-11 | .818 | 10 | 9 | 19 | 1.7 | 15 | 0 | 5 | 8 | 4 | 7 | 37 | 3.4 |
| 01 | Thompson, Trey | 11-0 | 126 | 11.5 | 12-20 | .600 | 0-0 | .000 | 7-11 | .636 | 11 | 24 | 35 | 3.2 | 26 | 0 | 8 | 6 | 8 | 5 | 31 | 2.8 |
| 02 | Bailey, Adrio | 9-0 | 71 | 7.9 | 10-15 | .667 | 0-0 | .000 | 2-7 | .286 | 7 | 7 | 14 | 1.6 | 10 | 0 | 4 | 8 | 2 | 3 | 22 | 2.4 |
| 12 | Hazen, Brachen | 7-0 | 25 | 3.6 | 1-2 | .500 | 0-0 | .000 | 1-4 | .250 | 2 | 2 | 4 | 0.6 | 4 | 0 | 0 | 4 | 0 | 0 | 3 | 0.4 |
| 15 | Holmes, Jonathan | 1-0 | 2 | 2.0 | 0-2 | .000 | 0-2 | .000 | 0-0 | .000 | 0 | 1 | 1 | 1.0 | 0 | 0 | 0 | 0 | 0 | 0 | 0 | 0.0 |
| Team | | | | | | | | | | | 28 | 16 | 44 | | | | | 1 | | | | |
| Total..... | | 11 | 2200 | | 319-689 | .463 | 69-188 | .367 | 206-259 | .795 | 150 | 280 | 430 | 39.1 | 225 | 2 | 187 | 144 | 60 | 94 | 913 | 83.0 |
| Opponents..... | | 11 | 2200 | | 264-643 | .411 | 85-246 | .346 | 164-247 | .664 | 130 | 236 | 366 | 33.3 | 219 | - | 130 | 161 | 35 | 56 | 777 | 70.6 |

| TEAM STATISTICS | AR | OPP | Date | Opponent | Score | Att. |
|------------------------|---------|---------|---------------------|--------------------|---------|-------|
| SCORING | 913 | 777 | 11/11/16 | FORT WAYNE | w 92-83 | 13787 |
| Points per game | 83.0 | 70.6 | 11/14/16 | SOUTHERN ILLINOIS | w 90-65 | 13308 |
| Scoring margin | +12.4 | - | 11/18/16 | UT ARLINGTON | w 71-67 | 13587 |
| FIELD GOALS-ATT | 319-689 | 264-643 | 11/22/16 | at Minnesota | L 71-85 | 8997 |
| Field goal pct | .463 | .411 | 11/28/16 | MOUNT ST. MARY'S | w 89-76 | 13321 |
| 3 POINT FG-ATT | 69-188 | 85-246 | 12/01/16 | STEPHEN F. AUSTIN | w 78-62 | 13358 |
| 3-point FG pct | .367 | .346 | 12/03/16 | AUSTIN PEAY | w 99-62 | 19483 |
| 3-pt FG made per game | 6.3 | 7.7 | 12/06/16 | HOUSTON | w 84-72 | 13455 |
| FREE THROWS-ATT | 206-259 | 164-247 | 12/10/16 | NORTH FLORIDA | w 91-76 | 13700 |
| Free throw pct | .795 | .664 | 12/17/16 | vs Texas | w 77-74 | 8777 |
| F-Throws made per game | 18.7 | 14.9 | 12/20/16 | NORTH DAKOTA STATE | w 71-55 | 16006 |
| REBOUNDS | 430 | 366 | * - Conference game | | | |
| Rebounds per game | 39.1 | 33.3 | | | | |
| Rebounding margin | +5.8 | - | | | | |
| ASSISTS | 187 | 130 | | | | |
| Assists per game | 17.0 | 11.8 | | | | |
| TURNOVERS | 144 | 161 | | | | |
| Turnovers per game | 13.1 | 14.6 | | | | |
| Turnover margin | +1.5 | - | | | | |
| Assist/turnover ratio | 1.3 | 0.8 | | | | |
| STEALS | 94 | 56 | | | | |
| Steals per game | 8.5 | 5.1 | | | | |
| BLOCKS | 60 | 35 | | | | |
| Blocks per game | 5.5 | 3.2 | | | | |
| ATTENDANCE | 130005 | 17774 | | | | |
| Home games-Avg/Game | 9-14445 | 1-8997 | | | | |
| Neutral site-Avg/Game | - | 1-8777 | | | | |

| Score by Periods | 1st | 2nd | Totals |
|------------------|-----|-----|--------|
| Arkansas | 419 | 494 | 913 |
| Opponents | 386 | 391 | 777 |

| 0 |  | JAYLEN BARFORD ■ JR ■ G ■ 6-3 ■ 202 Jackson, Tenn. ■ Motlow State CC | <table><tr><th>YEAR</th><th>GP/GS</th><th>PPG</th><th>APG</th><th>RPG</th><th>SPG</th><th>FG%</th><th>FT%</th></tr><tr><td>2016-17</td><td>11/9</td><td>10.2</td><td>2.3</td><td>3.3</td><td>1.3</td><td>.444</td><td>.654</td></tr><tr><td>Career</td><td>11/9</td><td>10.2</td><td>2.3</td><td>3.3</td><td>1.3</td><td>.444</td><td>.654</td></tr></table> | YEAR | GP/GS | PPG | APG | RPG | SPG | FG% | FT% | 2016-17 | 11/9 | 10.2 | 2.3 | 3.3 | 1.3 | .444 | .654 | Career | 11/9 | 10.2 | 2.3 | 3.3 | 1.3 | .444 | .654 | PLAYER NOTABLES: <ul style="list-style-type: none">Scored 10+ points in 7 of the first 11 games this season.Fourth on the team in scoring, averaging 10.2 ppg.Led the nation last year in scoring at 26.2 ppg and paced the country in FGM (310-527) and total points (837). | CAREER HIGHS PTS: 17 - UT Arlington (11/18/16) AST: 4 - (2x) last vs. Austin Peay (12/3/16) REB: 6 - (2x) last vs. Austin Peay (12/3/16) STL: 3 - (2x) last vs. North Florida (12/10/16) |
|---------|---|--|---|------|-------|------|-------|-----|-----|------|-----|---------|-------|------|-----|-----|------|------|-------|--------|--------|------|-----|-----|------|------|-------|---|---|
| YEAR | GP/GS | PPG | APG | RPG | SPG | FG% | FT% | | | | | | | | | | | | | | | | | | | | | | |
| 2016-17 | 11/9 | 10.2 | 2.3 | 3.3 | 1.3 | .444 | .654 | | | | | | | | | | | | | | | | | | | | | | |
| Career | 11/9 | 10.2 | 2.3 | 3.3 | 1.3 | .444 | .654 | | | | | | | | | | | | | | | | | | | | | | |
| 1 |  | TREY THOMPSON ■ JR ■ F ■ 6-9 ■ 265 Madison, Ark. ■ Forrest City HS | <table><tr><th>YEAR</th><th>GP/GS</th><th>PPG</th><th>RPG</th><th>BPG</th><th>APG</th><th>FG%</th><th>FT%</th></tr><tr><td>2016-17</td><td>11/0</td><td>2.8</td><td>3.2</td><td>0.7</td><td>0.7</td><td>.600</td><td>.636</td></tr><tr><td>Career</td><td>54/1</td><td>2.3</td><td>3.1</td><td>0.7</td><td>0.8</td><td>.581</td><td>.578</td></tr></table> | YEAR | GP/GS | PPG | RPG | BPG | APG | FG% | FT% | 2016-17 | 11/0 | 2.8 | 3.2 | 0.7 | 0.7 | .600 | .636 | Career | 54/1 | 2.3 | 3.1 | 0.7 | 0.8 | .581 | .578 | PLAYER NOTABLES: <ul style="list-style-type: none">Has at least one rebound in every game this season.Second on the team with 8 blocks.Went a perfect 6-6 from the field, scoring a career-high 13 points against LSU (2/23/16). | CAREER HIGHS PTS: 13 - LSU (2/23/16) REB: 9 - Texas Tech (1/30/16) BLK: 4 - Texas Tech (1/30/16) AST: 5 - North Florida (12/22/15) |
| YEAR | GP/GS | PPG | RPG | BPG | APG | FG% | FT% | | | | | | | | | | | | | | | | | | | | | | |
| 2016-17 | 11/0 | 2.8 | 3.2 | 0.7 | 0.7 | .600 | .636 | | | | | | | | | | | | | | | | | | | | | | |
| Career | 54/1 | 2.3 | 3.1 | 0.7 | 0.8 | .581 | .578 | | | | | | | | | | | | | | | | | | | | | | |
| 2 |  | ADRIO BAILEY ■ FR ■ F ■ 6-6 ■ 204 Campti, La. ■ Lakeview HS | <table><tr><th>YEAR</th><th>GP/GS</th><th>PPG</th><th>RPG</th><th>BPG</th><th>APG</th><th>FG%</th><th>FT%</th></tr><tr><td>2016-17</td><td>9/0</td><td>2.4</td><td>1.6</td><td>0.2</td><td>0.4</td><td>.667</td><td>.286</td></tr><tr><td>Career</td><td>9/0</td><td>2.4</td><td>1.6</td><td>0.2</td><td>0.4</td><td>.667</td><td>.286</td></tr></table> | YEAR | GP/GS | PPG | RPG | BPG | APG | FG% | FT% | 2016-17 | 9/0 | 2.4 | 1.6 | 0.2 | 0.4 | .667 | .286 | Career | 9/0 | 2.4 | 1.6 | 0.2 | 0.4 | .667 | .286 | PLAYER NOTABLES: <ul style="list-style-type: none">Ranked as the No. 11 player in the state of Louisiana.No. 50 small forward in 2016 class by Rivals.com.Scored a career-high 14 points, 7 rebounds, 2 assists and 2 blocks against Austin Peay. | CAREER HIGHS PTS: 14 - Austin Peay (12/3/16) REB: 7 - Austin Peay (12/3/16) BLK: 2 - Austin Peay (12/3/16) AST: 2 - Austin Peay (12/3/16) |
| YEAR | GP/GS | PPG | RPG | BPG | APG | FG% | FT% | | | | | | | | | | | | | | | | | | | | | | |
| 2016-17 | 9/0 | 2.4 | 1.6 | 0.2 | 0.4 | .667 | .286 | | | | | | | | | | | | | | | | | | | | | | |
| Career | 9/0 | 2.4 | 1.6 | 0.2 | 0.4 | .667 | .286 | | | | | | | | | | | | | | | | | | | | | | |
| 3 |  | DUSTY HANNAHS ■ SR ■ G ■ 6-3 ■ 210 Little Rock, Ark. ■ Texas Tech University | <table><tr><th>YEAR</th><th>GP/GS</th><th>PPG</th><th>APG</th><th>SPG</th><th>FG%</th><th>3FG%</th><th>FT%</th></tr><tr><td>2016-17</td><td>11/6</td><td>15.7</td><td>1.5</td><td>0.6</td><td>.447</td><td>.386</td><td>.911</td></tr><tr><td>Career</td><td>106/52</td><td>11.0</td><td>0.9</td><td>0.5</td><td>.425</td><td>.397</td><td>.883</td></tr></table> | YEAR | GP/GS | PPG | APG | SPG | FG% | 3FG% | FT% | 2016-17 | 11/6 | 15.7 | 1.5 | 0.6 | .447 | .386 | .911 | Career | 106/52 | 11.0 | 0.9 | 0.5 | .425 | .397 | .883 | PLAYER NOTABLES: <ul style="list-style-type: none">Ranks 11th in the league in scoring at 15.7 ppg.Is 28-of-29 (.965) from the FT line over the last 8+ games.Has scored 10+ points in 18 straight contests, dating back to last season. | CAREER HIGHS PTS: 33 - Florida (3/10/16) AST: 6 - at West Virginia (1/22/14) STL: 3 - (2x) last vs. Miss. St. (1/9/16) 3FGM: 8 - Miss. St. (1/9/16) |
| YEAR | GP/GS | PPG | APG | SPG | FG% | 3FG% | FT% | | | | | | | | | | | | | | | | | | | | | | |
| 2016-17 | 11/6 | 15.7 | 1.5 | 0.6 | .447 | .386 | .911 | | | | | | | | | | | | | | | | | | | | | | |
| Career | 106/52 | 11.0 | 0.9 | 0.5 | .425 | .397 | .883 | | | | | | | | | | | | | | | | | | | | | | |
| 4 |  | DARYL MACON ■ JR ■ G ■ 6-3 ■ 185 Little Rock, Ark. ■ Holmes CC | <table><tr><th>YEAR</th><th>GP/GS</th><th>PPG</th><th>APG</th><th>SPG</th><th>FG%</th><th>3FG%</th><th>FT%</th></tr><tr><td>2016-17</td><td>11/9</td><td>12.9</td><td>3.1</td><td>1.6</td><td>.453</td><td>.375</td><td>.905</td></tr><tr><td>Career</td><td>11/9</td><td>12.9</td><td>3.1</td><td>1.6</td><td>.453</td><td>.375</td><td>.905</td></tr></table> | YEAR | GP/GS | PPG | APG | SPG | FG% | 3FG% | FT% | 2016-17 | 11/9 | 12.9 | 3.1 | 1.6 | .453 | .375 | .905 | Career | 11/9 | 12.9 | 3.1 | 1.6 | .453 | .375 | .905 | PLAYER NOTABLES: <ul style="list-style-type: none">Has made 21 straight free throws over the last 3 games.Tied for 7th in the SEC at 1.6 steals per game.Has scored 12+ points in eight of 11 games this season.Scored a career-high 23 pts against Texas on Saturday. | CAREER HIGHS PTS: 23 - Texas (12/17/16) AST: 5 - (4x) last vs. North Dakota State (12/20/16) STL: 4 - Fort Wayne (11/11/16) 3FGM: 4 - Southern Illinois (11/14/16) |
| YEAR | GP/GS | PPG | APG | SPG | FG% | 3FG% | FT% | | | | | | | | | | | | | | | | | | | | | | |
| 2016-17 | 11/9 | 12.9 | 3.1 | 1.6 | .453 | .375 | .905 | | | | | | | | | | | | | | | | | | | | | | |
| Career | 11/9 | 12.9 | 3.1 | 1.6 | .453 | .375 | .905 | | | | | | | | | | | | | | | | | | | | | | |
| 5 |  | ARLANDO COOK ■ JR ■ F ■ 6-8 ■ 215 St. Louis, Mo. ■ Connors State College | <table><tr><th>YEAR</th><th>GP/GS</th><th>PPG</th><th>RPG</th><th>BPG</th><th>APG</th><th>FG%</th><th>FT%</th></tr><tr><td>2016-17</td><td>11/0</td><td>3.4</td><td>1.7</td><td>0.4</td><td>0.5</td><td>.438</td><td>.818</td></tr><tr><td>Career</td><td>11/0</td><td>3.4</td><td>1.7</td><td>0.4</td><td>0.5</td><td>.438</td><td>.818</td></tr></table> | YEAR | GP/GS | PPG | RPG | BPG | APG | FG% | FT% | 2016-17 | 11/0 | 3.4 | 1.7 | 0.4 | 0.5 | .438 | .818 | Career | 11/0 | 3.4 | 1.7 | 0.4 | 0.5 | .438 | .818 | PLAYER NOTABLES: <ul style="list-style-type: none">Ranked as the No. 6 JUCO transfer in the 2016 class.Averaged 16.0 pts and 10.1 rebs per game last season.Totalled 15 double-doubles, eight 20-point games and 16 10+ rebound performances last season. | CAREER HIGHS PTS: 9 - Southern Illinois (11/14/16) REB: 4 - North Florida (12/10/16) BLK: 1 - (4x) last vs. Texas (12/17/16) AST: 2 - Austin Peay (12/3/16) |
| YEAR | GP/GS | PPG | RPG | BPG | APG | FG% | FT% | | | | | | | | | | | | | | | | | | | | | | |
| 2016-17 | 11/0 | 3.4 | 1.7 | 0.4 | 0.5 | .438 | .818 | | | | | | | | | | | | | | | | | | | | | | |
| Career | 11/0 | 3.4 | 1.7 | 0.4 | 0.5 | .438 | .818 | | | | | | | | | | | | | | | | | | | | | | |
| 12 |  | BRACHEN HAZEN ■ FR ■ F ■ 6-8 ■ 195 Fort Wayne, Ind. ■ Columbia City HS | <table><tr><th>YEAR</th><th>GP/GS</th><th>PPG</th><th>APG</th><th>RPG</th><th>FG%</th><th>3FG%</th><th>FT%</th></tr><tr><td>2016-17</td><td>7/0</td><td>0.4</td><td>--</td><td>0.6</td><td>.500</td><td>--</td><td>.250</td></tr><tr><td>Career</td><td>7/0</td><td>0.4</td><td>--</td><td>0.6</td><td>.500</td><td>--</td><td>.250</td></tr></table> | YEAR | GP/GS | PPG | APG | RPG | FG% | 3FG% | FT% | 2016-17 | 7/0 | 0.4 | -- | 0.6 | .500 | -- | .250 | Career | 7/0 | 0.4 | -- | 0.6 | .500 | -- | .250 | PLAYER NOTABLES: <ul style="list-style-type: none">Had a tip-in off an offensive rebound vs. Austin Peay.Ranked as the No. 7 player in the state of Indiana.Averaged 16.1 pts, 9.3 rebs, 2.6 asts, 1.4 stls and 1.8 blks per game as a senior. | CAREER HIGHS PTS: 2 - Austin Peay (12/3/16) AST: -- REB: 2 - Southern Illinois (11/14/16) 3FGM: -- |
| YEAR | GP/GS | PPG | APG | RPG | FG% | 3FG% | FT% | | | | | | | | | | | | | | | | | | | | | | |
| 2016-17 | 7/0 | 0.4 | -- | 0.6 | .500 | -- | .250 | | | | | | | | | | | | | | | | | | | | | | |
| Career | 7/0 | 0.4 | -- | 0.6 | .500 | -- | .250 | | | | | | | | | | | | | | | | | | | | | | |
| 13 |  | DUSTIN THOMAS ■ R-JR ■ F ■ 6-8 ■ 225 Texarkana, Texas ■ University of Colorado | <table><tr><th>YEAR</th><th>GP/GS</th><th>PPG</th><th>RPG</th><th>BPG</th><th>SPG</th><th>FG%</th><th>FT%</th></tr><tr><td>2016-17</td><td>11/11</td><td>7.2</td><td>3.9</td><td>0.3</td><td>0.4</td><td>.475</td><td>.759</td></tr><tr><td>Career</td><td>78/28</td><td>4.4</td><td>2.7</td><td>0.2</td><td>0.3</td><td>.439</td><td>.644</td></tr></table> | YEAR | GP/GS | PPG | RPG | BPG | SPG | FG% | FT% | 2016-17 | 11/11 | 7.2 | 3.9 | 0.3 | 0.4 | .475 | .759 | Career | 78/28 | 4.4 | 2.7 | 0.2 | 0.3 | .439 | .644 | PLAYER NOTABLES: <ul style="list-style-type: none">Sat out last season after transferring from Colorado.Has scored 8+ points in six of 11 games.Recorded 10 points and six rebounds in his first start as a Razorback. | CAREER HIGHS PTS: 17 - USC (1/4/15) REB: 8 - North Florida (12/10/16) BLK: 2 - (2x) last vs. California (2/12/15) STL: 3 - USC (1/4/15) |
| YEAR | GP/GS | PPG | RPG | BPG | SPG | FG% | FT% | | | | | | | | | | | | | | | | | | | | | | |
| 2016-17 | 11/11 | 7.2 | 3.9 | 0.3 | 0.4 | .475 | .759 | | | | | | | | | | | | | | | | | | | | | | |
| Career | 78/28 | 4.4 | 2.7 | 0.2 | 0.3 | .439 | .644 | | | | | | | | | | | | | | | | | | | | | | |
| 21 |  | MANUALE WATKINS ■ SR ■ G ■ 6-3 ■ 222 Fayetteville, Ark. ■ Fayetteville HS | <table><tr><th>YEAR</th><th>GP/GS</th><th>PPG</th><th>APG</th><th>RPG</th><th>SPG</th><th>FG%</th><th>FT%</th></tr><tr><td>2016-17</td><td>11/7</td><td>6.2</td><td>2.4</td><td>4.4</td><td>1.6</td><td>.527</td><td>.909</td></tr><tr><td>Career</td><td>87/16</td><td>3.8</td><td>1.5</td><td>2.5</td><td>1.0</td><td>.509</td><td>.639</td></tr></table> | YEAR | GP/GS | PPG | APG | RPG | SPG | FG% | FT% | 2016-17 | 11/7 | 6.2 | 2.4 | 4.4 | 1.6 | .527 | .909 | Career | 87/16 | 3.8 | 1.5 | 2.5 | 1.0 | .509 | .639 | PLAYER NOTABLES: <ul style="list-style-type: none">Is 10th in the country in assist/turnover ratio at 4.3.Has 16 steals over the last eight games.Has 29 total rebounds in the last six games, including three games of six or more rebounds. | CAREER HIGHS PTS: 14 - (2x) last at Wake Forest (12/4/15) AST: 5 - (2x) last vs. Northwestern St. (12/1/15) REB: 9 - Northwestern St. (12/1/15) STL: 5 - Wake Forest (11/19/14) |
| YEAR | GP/GS | PPG | APG | RPG | SPG | FG% | FT% | | | | | | | | | | | | | | | | | | | | | | |
| 2016-17 | 11/7 | 6.2 | 2.4 | 4.4 | 1.6 | .527 | .909 | | | | | | | | | | | | | | | | | | | | | | |
| Career | 87/16 | 3.8 | 1.5 | 2.5 | 1.0 | .509 | .639 | | | | | | | | | | | | | | | | | | | | | | |
| 23 |  | C.J. JONES ■ FR ■ G ■ 6-5 ■ 175 Birmingham, Ala. ■ Central Park Christian | <table><tr><th>YEAR</th><th>GP/GS</th><th>PPG</th><th>APG</th><th>SPG</th><th>FG%</th><th>3FG%</th><th>FT%</th></tr><tr><td>2016-17</td><td>8/0</td><td>4.5</td><td>0.8</td><td>--</td><td>.478</td><td>.563</td><td>1.000</td></tr><tr><td>Career</td><td>8/0</td><td>4.5</td><td>0.8</td><td>--</td><td>.478</td><td>.563</td><td>1.000</td></tr></table> | YEAR | GP/GS | PPG | APG | SPG | FG% | 3FG% | FT% | 2016-17 | 8/0 | 4.5 | 0.8 | -- | .478 | .563 | 1.000 | Career | 8/0 | 4.5 | 0.8 | -- | .478 | .563 | 1.000 | PLAYER NOTABLES: <ul style="list-style-type: none">27 of his 36 points this season have come from three's.Averaged 28 ppg, 6 rpg, 4 apg and 3 spg as a senior.Had 11 points vs. Austin Peay on 4-of-6 shooting, 3-of-4 from behind the arc. Is shooting 50.0 percent from the field. | CAREER HIGHS PTS: 11 - (2x) last vs. Austin Peay (12/3/16) AST: 2 - Austin Peay (12/3/16) STL: -- 3FGM: 3 - Austin Peay (12/3/16) |
| YEAR | GP/GS | PPG | APG | SPG | FG% | 3FG% | FT% | | | | | | | | | | | | | | | | | | | | | | |
| 2016-17 | 8/0 | 4.5 | 0.8 | -- | .478 | .563 | 1.000 | | | | | | | | | | | | | | | | | | | | | | |
| Career | 8/0 | 4.5 | 0.8 | -- | .478 | .563 | 1.000 | | | | | | | | | | | | | | | | | | | | | | |
| 31 |  | ANTON BEARD ■ JR ■ G ■ 6-0 ■ 198 North Little Rock, Ark. ■ North Little Rock HS | <table><tr><th>YEAR</th><th>GP/GS</th><th>PPG</th><th>APG</th><th>SPG</th><th>FG%</th><th>3FG%</th><th>FT%</th></tr><tr><td>2016-17</td><td>11/2</td><td>8.4</td><td>2.5</td><td>1.0</td><td>.397</td><td>.333</td><td>.792</td></tr><tr><td>Career</td><td>69/19</td><td>6.5</td><td>1.8</td><td>1.0</td><td>.372</td><td>.326</td><td>.669</td></tr></table> | YEAR | GP/GS | PPG | APG | SPG | FG% | 3FG% | FT% | 2016-17 | 11/2 | 8.4 | 2.5 | 1.0 | .397 | .333 | .792 | Career | 69/19 | 6.5 | 1.8 | 1.0 | .372 | .326 | .669 | PLAYER NOTABLES: <ul style="list-style-type: none">Has multiple assists in nine of 11 games this year.Has 3-plus rebounds in six of the last nine games.Tied for second on the team with 16 offensive rebounds.Taken 3 of the team's 13 charges this year. | CAREER HIGHS PTS: 18 - at Georgia (1/23/16) AST: 6 - Southern Illinois (11/14/16) STL: 5 - Milwaukee (12/22/14) 3FGM: 4 - at Ole Miss (2/14/15) |
| YEAR | GP/GS | PPG | APG | SPG | FG% | 3FG% | FT% | | | | | | | | | | | | | | | | | | | | | | |
| 2016-17 | 11/2 | 8.4 | 2.5 | 1.0 | .397 | .333 | .792 | | | | | | | | | | | | | | | | | | | | | | |
| Career | 69/19 | 6.5 | 1.8 | 1.0 | .372 | .326 | .669 | | | | | | | | | | | | | | | | | | | | | | |
| 33 |  | MOSES KINGSLEY ■ SR ■ F ■ 6-10 ■ 230 Abuja, Nigeria ■ Huntington Prep (W.Va.) | <table><tr><th>YEAR</th><th>GP/GS</th><th>PPG</th><th>RPG</th><th>BPG</th><th>SPG</th><th>FG%</th><th>FT%</th></tr><tr><td>2016-17</td><td>11/11</td><td>10.7</td><td>8.4</td><td>2.9</td><td>0.6</td><td>.477</td><td>.795</td></tr><tr><td>Career</td><td>111/46</td><td>8.0</td><td>5.3</td><td>1.8</td><td>0.6</td><td>.525</td><td>.655</td></tr></table> | YEAR | GP/GS | PPG | RPG | BPG | SPG | FG% | FT% | 2016-17 | 11/11 | 10.7 | 8.4 | 2.9 | 0.6 | .477 | .795 | Career | 111/46 | 8.0 | 5.3 | 1.8 | 0.6 | .525 | .655 | PLAYER NOTABLES: <ul style="list-style-type: none">Is the SEC's active leader in double-doubles with 19.Is 11th in the country with 2.9 blocks per game.Named to the Wooden Award Watch List. | CAREER HIGHS PTS: 26 - at Dayton (12/30/15) REB: 14 - (2x) last vs. Florida (3/10/16) BLK: 8 - Tennessee Tech (12/12/15) STL: 4 - Auburn (2/17/16) |
| YEAR | GP/GS | PPG | RPG | BPG | SPG | FG% | FT% | | | | | | | | | | | | | | | | | | | | | | |
| 2016-17 | 11/11 | 10.7 | 8.4 | 2.9 | 0.6 | .477 | .795 | | | | | | | | | | | | | | | | | | | | | | |
| Career | 111/46 | 8.0 | 5.3 | 1.8 | 0.6 | .525 | .655 | | | | | | | | | | | | | | | | | | | | | | |
| HC |  |  1980-82 - Student-Athlete  1982-85 - Volunteer Assistant  1985-89 - Volunteer Assistant 1989-00 - Assistant Coach 2000-02 - Assistant Head Coach  2002-06 - Head Coach 89-41 (.680)  2006-11 - Head Coach 111-57 (.660)  2011-Present - Head Coach 112-65 (.633) | | | | | | | | | | | | | | | | | | | | | | | | | | | |